

# FLORIDA DEPARTMENT OF CITRUS



## PROCESSOR STATISTICS REPORTING TRAINING MANUAL

## TABLE OF CONTENTS

Florida Department of Citrus Contact Information .....	1
Florida Processors' Statistic Report Overview .....	2
Orange Field Boxes and Frozen Concentrated Orange Juice Worksheet Overview .....	3
FB/FCOJ Worksheet - Specific Field Box Data Entry Instructions (Form CIT/FB/FCOJ/1) .....	4
PRICED FRUIT – With Final Price Known for Fruit Received During the Week of Reporting .....	4
PRICED FRUIT – With Only Intermediate Price Known for Fruit Received During the Week of Reporting .....	5
NON-PRICED FRUIT – Without Final or Intermediate Price Reported for Fruit Received During the Week of Reporting.....	5
CALCULATIONS.....	5
FB/FCOJ Worksheet – Specific FCOJ Data Entry Instructions (Form CIT/FB/FCOJ/1) .....	7
FCOJ CURRENT WEEK PRODUCTION PACK.....	7
FCOJ REPORT OF GOODS ON HAND.....	9
ADDITIONAL GOODS FROM RECEIPTS .....	9
FCOJ BULK POUNDS SOLIDS.....	11
FCOJ EXPORT-MILITARY-USDA (E-M-U) SHIPMENTS.....	12
Grapefruit Field Boxes and Frozen Concentrated Grapefruit Juice Worksheet Overview .....	13
FCGJ Worksheet - Specific Field Box Data Entry Instructions (Form CIT/FB/FCGJ&FCTJ/2) .....	14
Field Box Data—Boxes Used In Production of Grapefruit Products (FCGJ, SSGJ).....	14
White, Priced Boxes .....	14
Red/Pink, Priced Boxes .....	14
White, Non-Priced Boxes .....	15
Red/Pink, Non-Priced Boxes .....	15
FCGJ Worksheet – Specific FCGJ Data Entry Instructions (Form CIT/FB/FCGJ&FCTJ/2) .....	16
FCGJ CURRENT WEEK PRODUCTION PACK.....	16
FCGJ REPORT OF GOODS ON HAND.....	18
ADDITIONAL GOODS FROM RECEIPTS .....	18
FCGJ BULK GALLONS DISAPPEARANCE .....	20
FCGJ EXPORT-MILITARY-USDA [E-M-U] SHIPMENTS.....	21
Tangerine Field Boxes and Frozen Concentrated Tangerine Juice Worksheet Overview .....	22
FCTJ Worksheet – Specific FCTJ Data Entry Instructions (Form CIT/FB/FCGJ&FCTJ/2) .....	23
FCTJ CURRENT WEEK PRODUCTION PACK & BOXES .....	23
Single Strength Juices Overview .....	24
SSJ Worksheet – Specific SSOJ Data Entry Instructions (Form CIT/SSJ/3) .....	26
Single Strength Orange Juice .....	26
SSOJ CURRENT WEEK PRODUCTION PACK FOR WEEK .....	26
SSOJ REPORT OF GOODS ON HAND .....	26
RECEIPTS OF SSOJ.....	27
DELIVERIES OF SSOJ .....	28
SSJ Worksheet – Specific SSGJ Data Entry Instructions (Form CIT/SSJ/3) .....	30
Single Strength Grapefruit Juice .....	30
SSGJ CURRENT WEEK PRODUCTION PACK .....	30
SSGJ REPORT OF GOODS ON HAND .....	31
RECEIPTS OF SSGJ.....	31
DELIVERIES OF SSGJ.....	32

POST-ESTIMATE PRICE REPORT OVERVIEW.....	34
Post Initial USDA Estimate Data Entry Form – Specific Data Entry Instructions (Form CIT/FPP/5).....	35
Oranges – Early & Midseason .....	35
FRUIT PAID FOR/PROCESSED WITH FIXED, FINAL CONTRACT PRICES .....	35
FRUIT PAID FOR/PROCESSED WITH FLOOR AND KNOWN RISE, WEEK OF DELIVERY .....	35
FRUIT PAID FOR/PROCESSED WITH INTERMEDIATE PRICING ONLY.....	36
Oranges – Valencias .....	36
FRUIT PAID FOR/PROCESSED WITH FIXED, FINAL CONTRACT PRICES .....	36
FRUIT PAID FOR/PROCESSED WITH FLOOR AND KNOWN RISE, WEEK OF DELIVERY .....	37
FRUIT PAID FOR/PROCESSED WITH INTERMEDIATE PRICING ONLY.....	37
Grapefruit .....	37
WHITE GRAPEFRUIT .....	37
FRUIT PAID FOR/PROCESSED WITH FIXED, FINAL CONTRACT PRICES .....	37
FRUIT PAID FOR/PROCESSED WITH FLOOR AND KNOWN RISE, WEEK OF DELIVERY .....	37
FRUIT PAID FOR/PROCESSED WITH INTERMEDIATE PRICING ONLY.....	38
RED/PINK GRAPEFRUIT .....	38
FRUIT PAID FOR/PROCESSED WITH FIXED, FINAL CONTRACT PRICES .....	38
FRUIT PAID FOR/PROCESSED WITH FLOOR AND KNOWN RISE, WEEK OF DELIVERY .....	38
FRUIT PAID FOR/PROCESSED WITH INTERMEDIATE PRICING ONLY.....	38
MONTHLY BY-PRODUCTS REPORT .....	39
Monthly By-Products Worksheet – Specific Data Entry Instructions .....	40
GLOSSARY .....	41

## **FDOC CONTACT INFORMATION**

Florida Department of Citrus

P.O. Box 9010

Bartow, FL 33831-9010

605 E. Main Street

Bartow, FL 33830

Phone: 863-537-3999

Fax: 877-352-2487

Website: [www.fdocgrower.com](http://www.fdocgrower.com)

E-mail address for data submission: [stats@citrus.myflorida.com](mailto:stats@citrus.myflorida.com)

**Please contact FDOC Headquarters if you have any questions or comments.**

## FLORIDA PROCESSORS' STATISTICS REPORT OVERVIEW

Pursuant to 20-3.006, F.A.C., facilities submit production, inventory, and movement data on a weekly basis on categorized forms provided by the Florida Department of Citrus (FDOC). Each facility is assigned a Facility Code to be used on the forms, allowing for confidentiality of individual facility data. The data is compiled for a specific reporting week and identified by a Week Ending Date. Data from previous weeks is also entered into the weekly compilation workbook. Utilizing the combined data from all facilities, reports are generated and issued for use by the citrus industry. The reports are also published on <http://www.fdocgrower.com>.

The process of compiling and reporting data is divided into several major activities –

- Weekly data compilation – FDOC staff utilize additional spreadsheets each week to enter and compile data. Preparation includes importing previous week and year's comparative data and setting certain universal labels and parameters required for each week's calculations and reports. As data is received, data checks – points where the data is auditable or comparable on different forms – are built in that allow staff to review and confirm the accuracy and reasonableness of the information provided.
- Weekly Reports – the data is organized into various categories, e.g., production and pack, inventory changes, and movement compilation and then broken out for each product area --- FCOJ, FCGJ and FCTJ, and SSJ.

The information shall be provided on a weekly basis by the licensed facility and reports shall be filed no later than 5:00 p.m. Wednesday of each week, with reports required regardless of volume to report.

**ORANGE FIELD BOXES and FROZEN CONCENTRATED ORANGE JUICE**  
**FDOC FORM CIT/FB/FCOJ/1**  
**FCOJ WORKSHEET**  
**OVERVIEW**

**FLORIDA PROCESSORS STATISTICS REPORT – WEEKLY REPORT**

This form is to be provided on a weekly basis, filed by the licensed reporting facilities no later than 5:00 p.m. Wednesday of each week, with reports required regardless of information to report.

**Input areas** include:


(1) **FIELD BOX DATA—BOXES USED IN ALL ORANGE PRODUCTS** – data associated with the amount of fruit delivered/processed, the Pounds/Solids (PS) realized, and the pricing associated with that fruit for the week; data will generate calculations of the yields of FCOJ in terms of both Solids/box of fruit, and PS/box of fruit.

(2) **FCOJ CURRENT WEEK PRODUCTION PACK** – data associated with the amount of processed concentrated products, processing of fruit into FCOJ, reprocessing of existing FCOJ, and the combined packaging and bulk manipulation of FCOJ for the week;

(3) **FCOJ REPORT OF GOODS ON HAND** – data associated with inventories, receipts and deliveries of FCOJ products to third parties, and data for transfers of FCOJ products among and between the reporting Facilities (Intercannery/Interfacility Transfers - ICT)

(3a) **FCOJ BULK POUNDS SOLIDS (PS) – USAGE** – data associated with the various categories of usage of bulk FCOJ at a reporting facility; *aka* disappearance

(3b) **FCOJ EXPORT-MILITARY-USDA [E-M-U] PURCHASES** – data associated with activities specifically for Exports, Military Purchases, and USDA purchases.

 As with all data Forms, accuracy in data reporting, and auditing of data inputs is extremely important. The electronic format of **Form CIT/FB/FCOJ/1** incorporates multiple auditing evaluations and warning flags that evaluate data for accuracy and reasonableness. Several cells on the worksheet will flag errors such as missing data or data that produces values outside of expected historical or otherwise reasonable values. Flags may appear, then disappear as expected (or yet to be entered) data is entered. Facilities are expected to audit/review their data and to correct data associated with flags before submission of data to FDOC.

Tangerine/mandarin fruit received and processed with round oranges are to be reported on Form **CIT/FB/FCOJ/1**. Tangerine varieties that meet the federal/state standard of identity for tangerine and that are processed solely as tangerine products are to be reported on **Form CIT/FB/FCGJ & FCTJ/2** in the FCTJ section.

## FCOJ Worksheet – Specific Field Box Data Entry Instructions

**ALL DATA ON THIS WORKSHEET MUST BE ENTERED AS POSITIVE VALUES,  
EXCEPT FOR LINE 26 – NET LOSS/GAIN**

The information shall be provided on a weekly basis by the licensed facility and reports shall be filed no later than 5:00 p.m. Wednesday of each week, with reports required regardless of volume to report.

### **FIELD BOX DATA—ORANGES USED IN ALL ORANGE PRODUCTS (FCOJ, SSOJ).**

Specific calculations and audits are described below. Each data entry, or calculation, line is numbered.

N.B. --Note that starting from the delivered in price, **advertising assessments and inspection fees** should not be included when reporting the average price per PS; average prices are to be reported as weighted average prices (average of costs for all PS and all boxes for each category).

### **PRICED FRUIT – With Final Price Known for Fruit Received During the Week of Reporting**

#### **1. Final Spot and Contracted Prices Basis Established For Current Crop Season Only (S/CSC)**

This category may also include contracts with floor and rise language, if the FINAL price or pricing basis for the rise is known during the week of delivery/processing.

**Line 1** – Enter the number of boxes of fruit acquired for the week on a Spot or Current Season Contract Basis, where the pricing has been established, and final pricing is based upon the current crop season only (S/CSC).

 If a value is entered on Line 1, audit flags will expect a value to be entered on Lines 2 & 3.

**Line 2** – Enter the number of Pounds Solids (PS) acquired for the week on an S/CSC basis. This is the total of PS reported by the State Test House for the boxes received and reported on Line 1.

Audit flags will check for reasonable yields.

**Line 3** – Enter the weighted average price for the PS reported on Line 2. The weighted average price per PS should be calculated as **[the sum of dollars required for total PS received on a S/CSC basis, divided by the total PS received on a S/CSC basis]**.

**Line 4** – Calculates the S/CSC \$price/box by dividing the sum of dollars required for the total PS received, by the number of total boxes received on a S/CSC basis.

#### **2. Pricing Basis Established Prior to Current Crop Season, or for Current and/or Future Seasons Multi-Year Basis and Long Term Contract Basis (LTC)**

**Line 5** – Enter the number of boxes of fruit acquired for the week on a LTC [Long Term Contract] basis.

 If a value is entered on Line 5, audit flags will expect a value to be entered on Lines 6 & 7.

**Line 6** – Enter the number of Pounds Solids (PS) acquired for the week on a LTC basis. This is the total of PS reported by the State Test House for the boxes reported on Line 5.


**Line 7** – Enter the weighted average price for the PS reported on Line 6. The weighted average price per PS should be calculated as described on Line 3.

**Line 8** – Calculates the LTC \$price/box by dividing the sum of dollars required to acquire the total PS, by the number of total boxes acquired for the week on a LTC basis.

### **PRICED FRUIT – With Only Intermediate Price Known for Fruit Received During the Week of Reporting**

#### **3. With Known Intermediate Price Basis**

**Line 9** – Enter the number of boxes received for the week with Known Intermediate Price Basis. This includes Participation pricing, both seasonal and multi-year; this may also include contracts with floor and rise language, if the FINAL price or pricing basis is not known during the week of delivery/processing.

 If a value is entered on Line 9 audit flags will expect a value to be entered on Lines 10 & 11.

**Line 10** – Enter the number of Pounds Solids (PS) acquired for the week on a Known Intermediate Price Basis. This is the total of PS reported by the State Test House for the boxes reported on Line 9.

**Line 11** – Enter the weighted average price for the PS reported on Line 10. The weighted average price per PS should be calculated as described on Line 3.

**Line 12** – Calculates the Known Intermediate Price \$price/box by dividing the sum of dollars required to acquire the total PS, by the number of total boxes.

### **NON-PRICED FRUIT – Without Final or Intermediate Price Reported for Fruit Received During the Week of Reporting**

#### **4. Without Final or Intermediate Price Known**

**Line 13** – Enter the number of boxes without Final or Intermediate pricing known for fruit received during the week of reporting or for prices otherwise not reported. Non-priced fruit may be fruit for which a facility is co-packing for another facility, where the processing facility does not know, or is not provided, the price of the fruit being co-packed.

**Line 14** – Enter the number of Pounds Solids (PS) acquired for the week for the boxes with no Final or Intermediate pricing known. This is the total of PS reported by the State Test House for the boxes reported on Line 13.

#### **5. Others (Co-ops, Processor Owned, Etc.)**

**Line 15** – Enter the number of boxes acquired for the week on an Other basis during the week the fruit is received. This includes boxes for which prices are not reported due to price reporting instructions (fruit owned by a Co-op, owned by a processor, processor employee owned, etc.)

**Line 16** – Enter the number of Pounds Solids (PS) acquired for the week on an Others basis. This is the total of PS reported by the State Test House for the boxes reported on Line 15.

### **CALCULATIONS**

**Line 17** – Calculation that sums the total boxes reported for all categories of fruit used in the production of orange products. This sum is also used later for Yield and Average Prices per box calculations. Cells to the right will report the sum of boxes reported as used for FCOJ and SSOJ on



their respective Data Worksheets. **These values should be audited for equality!** The total of boxes used for producing FCOJ and SSOJ must equal the total of boxes received.

**Line 18** – Calculation that sums the total PS reported for all categories of fruit used in the production of orange products. This value is also used later for Yield and Average PS per box calculations.

**Line 19** – Calculation of the yield of Avg. PS/Box from the totals on Lines 17 and 18. The cells in the columns to the right side of column D, Lines 1 to 19, contain various audit functions and formulas.

🚫 These auditing cells flag a discrepancy (present a message) only when an occurrence of data entry is not properly matched with other required data, e.g., entering boxes without entering PS, or entering values for the number of boxes in a section of priced fruit without entering a price. There are also calculation cells that show the total dollars for each pricing category.

🚫 All PS/Box yields are calculated for each category, and flags are raised when the yield values calculated do not fall within expected ranges.

Each auditing, flag, and calculation cell is locked [as are other cells that have a light green background]. Cells with a yellow background are also locked, and are associated with key data points, flags or other auditing information. All locked cells are either calculation cells, or the accompanying descriptions.


## FCOJ Worksheet – Specific FCOJ Data Entry Instructions

The information shall be provided on a weekly basis by the licensed facility and reports shall be filed no later than 5:00 p.m. Wednesday of each week, with reports required regardless of volume to report.

### FCOJ CURRENT WEEK PRODUCTION PACK

Production data is entered showing the total production (*aka* pack) of FCOJ from fruit, and from pre-existing inventories, along with certain packaging, reprocessing, and production associated adjustments to inventory. This data will be utilized to test inventory balances, to provide movement calculations, and to calculate production activities. The production of FCOJ is to be reported on the basis of total Pounds Solids (PS) produced/utilized, by category, for the week.

The auditing system assumes that the total amount of production (pack) PS for all packed materials must be matched by the total amount of PS used. The total amounts of PS used must come from reprocessing (meaning reworking and using pre-existing solids) or from fruit processed for the week (new solids). The production total PS must equal the source total PS used.

 If this equality does not occur, a flag will appear stating Net PS DO NOT Calculate. **This flag must be cleared by changing one or more values.** The amount of production and the amount of reprocessing reported will be used in auditing processes performed later for Goods On Hand. This Net PS calculation does not incorporate production, handling, or storage losses or gains. That net (loss/gain) value is associated with inventories reported and audited later.

**Line 20** – Enter total PS of FCOJ packed (packaged) into Retail-sized units

**Line 21** – Enter total PS of FCOJ, that have been packed into Institutional-sized units

**Line 22** – Enter total PS of FCOJ that have been packed or stored in Bulk-type containers (pails, totes, barrels, tank farm tanks, etc.)

**Line 23** – Calculation sum of Lines 20-22; termed Gross Total Production PS

**Line 24** – Enter the total PS of FCOJ reprocessed. This value represents the volume of pre-existing inventory that was reused during the current week to generate all or part of the reported activity in Retail or Institutional packaged goods, and all or part of the Bulk packaged/processed/produced. Reprocessing amounts for FCOJ may also include the amount of FCTJ (Frozen Concentrated Tangerine Juice) PS blended with FCOJ, Single Strength Orange Juice (SSOJ) PS evaporated to produce FCOJ, and received (incoming) FCOJ PS manipulated, blended, and either packaged or transferred to bulk storage.

On Line 24 adjacent cells will show values you have entered (or must enter) on Form CIT/FB/FCGJ&FCTJ/2, Line 66: FCTJ Reprocessed as FCOJ; and Form CIT/SSJ/3, Line 9: Evaporated SSOJ PS to FCOJ. The value shown in the adjacent cells will come from data entry on FCTJ & SSOJ respective Worksheets. These volumes **ARE NOT automatically entered** as part of the value on Line 24; they are there as a reminder to you to include them in the reprocessed value.

- a. When there is no fruit processed, it is assumed that all packaged or bulk goods produced have come from the reprocessing of pre-existing or received FCOJ, FCTJ, or SSOJ inventories. When SSOJ is evaporated, those solids are considered to be part of **FCOJ** reprocessing, **not SSOJ** reprocessing; the product type being made is the key.

- b. When fruit is being processed, it is important that processing activity associated with new inventory (that came from fruit processing) is distinguished from processing and packaging activities that involve pre-existing (old) inventory.
- c. FDOC compiles and reports separately the value of new inventory that is created strictly by the processing of fruit. This calculation sums all packing activities and subtracts all the activity derived from pre-existing inventory (e.g., reprocessing). The solids derived from fruit is called Net PS from Fruit
- d. Verify data on other Worksheets that report PS concentrate from tangerines, and from hybrids, and PS of SSOJ reprocessed into concentrate; these values must be reported as part (or all) of the reported reprocessed FCOJ PS on Line 24.

**Line 25** – Net Pounds Solids (PS) from Fruit is calculated by the difference in Reprocessed PS and Gross Total Production PS (Packed). This value is later used in the calculations and reporting of Yield as FCOJ PS produced per box of fruit. It is important to report the value for Reprocessed PS so that it includes known work-in-progress (WIP), carryover, or other juices derived from the reprocessing activities for the reporting week. This allows the Net PS from Fruit value to represent only concentrates derived from fruit processing. FDOC will assume that IF NO fruit is reported as being processed for the Reporting Week any value for Net PS from Fruit is reported **in error**.

🚫 The Worksheet FCOJ will calculate and compare these data entry points, and a flag will be generated if the data does not calculate appropriately.

A processor will often have an accurate measurement of the Net PS from Fruit, and will calculate the Reprocessed value from known values for Pack and Net PS from Fruit. Either calculation is acceptable.

**Line 26** – Enter known losses or gains realized during FCOJ production, handling, transportation, or storage. During production, it is common to experience losses or gains in packaged amounts or weekly inventory determinations, compared to calculated expectations. Spillage or other losses must also be accounted for in properly reporting current FCOJ Goods on Hand. This value shall include any known losses or gains occurring during the transportation of FCOJ between processors (Intercannery transfers), or transportation between storage locations controlled by a single reporting facility (Interfacility transfers). Failure to account for these gains or losses may give rise to false movement figures for the industry as a whole. **THIS IS THE ONLY LINE ON THIS WORKSHEET WHERE NEGATIVE VALUES ARE ACCEPTABLE!!!**

**Line 27** – Enter the total boxes of fruit used ONLY for the production of FCOJ. **This value is critical** for calculating and reporting accurate Yield data for PS/box and solids/box of 42° Brix FCOJ.

**Line 28** – Calculates the Yield per Box of fruit. The FCOJ Yield per Box is calculated from the Total Boxes of fruit used in the production of FCOJ, and the Net [FCOJ] PS from Fruit.

🚫 If the calculated value falls outside of expected (historical) ranges, a flag will be generated. Reasonable FCOJ PS yield values have historically ranged between 4.1 and 8.2 PS per box.

🚫 **Facilities are to audit data entry forms for flags and to address the questionable data.**

**The yield in terms of PS of FCOJ per box of fruit is a key value used by the industry, expressed in equivalent solids on FDOC Weekly Reports. It is **critical** to report the Net PS from Fruit, and Boxes Used in FCOJ (ONLY!) values correctly.**

## **FCOJ REPORT OF GOODS ON HAND, Lines 29-33**

This worksheet provides data entry points for Goods on Hand (GOH) for both the current week (CW), and the previous week (PW). This data is needed to support calculations of both individual facilities and combined Reporting Facility data movement values, and to provide key data for auditing the reasonableness and accuracy of data within a facility's GOH reporting. Values are reported as Pounds Solids (PS) GOH.

Report all inventories held within the facility, or held under your control at an outside storage facility that does not report to the FDOC. All storage facilities with greater than 50,000 gallon capacity are required to report inventory and production activities to FDOC, but in the rare case where this is not true, each facility is responsible for reporting that inventory. Your facility is also responsible for reporting any inventory it holds, whether owned directly by the facility, held under its control for any other party or owned by another Reporting Facility (or its subsidiaries). **You are not responsible for reporting inventory held and controlled by any other facility currently reporting this data to the FDOC.**

**Line 29** – Enter the Current Week (CW) value for Retail Goods on Hand, and in the cell to the right enter the Previous Week's (PW) GOH value. The PW data will contribute to the audit calculations to be performed.

**Line 30** – Enter the Current Week (CW) value for Institutional Goods on Hand, and in the cell to the right enter the Previous Week's (PW) GOH value.

**Line 31** – Enter the Current Week (CW) value for Bulk Goods on Hand for SSOJ, and in the cell to the right enter the Previous Week's (PW) GOH value.

**Line 32** – Calculation that sums the total Goods on Hand, both PW and CW

**Line 33** – Calculation of the net change in bulk inventory by summing production, net losses/gains, and all receipts of bulk products to the PW GOH, and subtracting reprocessing and CW bulk GOH. This calculation generates a weekly Bulk Inventory Differential that reflects the net changes in inventory value due to processing, production packing, and receipts. This value will be later compared to the sum of all forms of bulk FCOJ usage (disappearance). Those values must be equal and this calculation provides an audit trail for verifying accurate reporting of the CW bulk Goods on Hand.

## **ADDITIONAL GOODS FROM RECEIPTS, Lines 34-39**

This section reports receipts of bulk inventory based on sources

**Line 34** – Enter the PS of bulk FCOJ received produced from non-domestic fruit sources. This category is meant to provide a distinction between U.S. sources and foreign sources (Caribbean Basin, South America, Central America, etc.). This category is also used to:

- 1) Capture non-domestic FCOJ imported into a U.S. prior to being transported into Florida, where the fruit source for the product is non-domestic fruit.
- 2) Report receipts of blended FCOJ products where no domestic fruit product sources are declared as part of the blend, but would include blends of any combination of declared non-domestic fruit origin products.

**Line 35** – Enter the PS of bulk FCOJ received which was produced from domestic fruit sources other than Florida fruit (this may include U.S. state and U.S. protectorate sources).

- 1) This category is meant to provide a distinction between U.S. sources and foreign sources (Caribbean Basin, South America, Central America, etc.).
- 2) This does not include non-domestic fruit brought into the U.S. and processed domestically.
- 3) This Line is also where you are to report receipts of blended FCOJ products where a domestic fruit source product is declared as part of the blend.

Once a non-Florida fruit sourced product (domestic or non-domestic product) is reported as received in Florida, it is only reported as a domestic/non-domestic receipt **the one time**; once included in the Florida industry inventory, the product becomes Florida-based inventory and the fruit source distinction is no longer relevant to these reporting instructions. Only the facility that **first takes physical possession within Florida** (or ownership if the received product is transferred to a third party [non-reporting] storage facility under the Reporting Facility's control) will report the amount as a receipt of a domestic/non-domestic product. If, for instance, one Reporting Facility moves any bulk FCOJ product (e.g., Brazilian FCOJ or All-Florida FCOJ) within Florida to another Florida facility, it is reported as Bulk Delivered to a Reporting Facility (Line 47 below); it is not again to be reported/categorized as a domestic/non-domestic receipt/delivery.

**Line 36** – Enter the PS of product already based in FL that has been received from a Non-Reporting Florida-based Facility (any third party possessing product in Florida, not currently reporting data to FDOC). The FDOC rules attempt to capture data from most Florida parties or facilities handling citrus products, but there some facilities that are exempt, or otherwise not currently reporting to FDOC, and there may be the occasional receipt from such facilities.

**Line 37** – Using the adjacent section to the right (Columns H-AF) enter the PS of bulk FCOJ received from each of the Reporting Facilities listed. A total of Bulk RECEIVED from Reporting Facilities will appear in the Line 37 summation cell. This data captures one part of the transfer of bulk products between all Reporting Facilities. Receipt data is entered as receipts of bulk FCOJ from each specific processing or storage facility. Each current Reporting Facility's abbreviation is listed so that data is entered in a specific cell. **Do NOT change headings or create your own.** If you have a transaction with an unlisted facility, please contact FDOC Staff for instructions. The **Reporting Facilities&Abbrev** worksheet provides translations of the abbreviations.

- a. Report as Bulk Received from a Reporting Facility the transfer of product from your facility to or from an outside storage facility in Florida (also a Reporting Facility). When losses and gains associated with such transfers are realized, those volumes will be reported to FDOC as part of "Net Gains or Losses due to processing, handling, and storage" for the week.
- b. Intercannery/Interfacility Transfers (ICT) differentials are maintained and tracked separately for the purposes of isolating these amounts from other calculations of movement. From the perspective of the Florida citrus industry, an ICT of FCOJ from one Reporting Facility to another is equivalent to moving FCOJ from one tank to another within a single facility – there should be no net change in total GOH once the transaction has been completed. Recognized gains or losses during ICT should be reported as part of FCOJ Net Loss/Gain in Production, Handling & Storage on Line 26.

In the short term, ICT differentials may often be generated due to timing issues in shipping and receiving bulk goods. Data submitted to FDOC for any one reporting week may not capture all ICT shipments and receipts that actually occurred over more than one effective Week Ending reporting date. One facility may ship product in one reporting week, while the receipt of that product is accounted for in a following reporting week by the receiving facility. FDOC will track net ICT, and identify unbalanced transfers, throughout the season.

Do NOT report the transfer of products between your own company's storage facilities if they do not separately report data to the FDOC. Those inventories are part of the total goods on hand you report every week, and these internal transfers do not require FDOC tracking.


**Line 38** – Calculation sum of Lines 34-37

**Line 39** – Enter the amount, in PS, of Cased Goods of FCOJ received from a Reporting Facility in the area adjacent to Line 39 (Columns H-AF).

### **FCOJ BULK POUNDS SOLIDS, Lines 40-50**

The Worksheet provides data entry points for several forms and categories of bulk FCOJ usage. The primary descriptions of FCOJ usages are also termed categories of Bulk FCOJ Disappearance.

**Line 40** – Enter the PS of FCOJ used by the reporting facility in the production of Chilled Juice products. Do not report any values other than what is known to have occurred within your facilities or under your control (the point of this value is to account for part of your FCOJ disappearance).

 A flag may prompt you to check the data entry point on the SSJ Worksheet for equivalence to this value. This value should be equal to the value shown on the SSJ Worksheet, Line 4.

**Line 41** – This value is referenced from data entry further down the Worksheet (within the "E-M-U" data entries). This value will reflect the PS of bulk FCOJ used for export, including bulk FCOJ shipped to Canada.

**Line 42** – Enter the PS of bulk FCOJ used by the reporting facility in the production of beverage base or in the production of diluted (less than 100% juice) drinks and blends.

**Line 43** – Enter the PS of bulk FCOJ used by the reporting facility in the production of reconstituted, and canned, products.

**Line 44** – Enter the bulk PS of inventory sold/delivered to a non-reporting third party in or out of the State of Florida. This value should include bulk products sold under special purchase plans such as Military contracts, and USDA purchase plans. **Do Not** include exports; these are accounted for separately.

**Line 45** – DELETED – NO LONGER USED


**Line 46** – Enter the PS of bulk FCOJ used by the Reporting Facility in the production of product processed for a non-reporting third party. For reporting purposes, product is reported as Toll Pack during the week that the product is delivered. "Co-packed" products delivered to another reporting facility are reported on **Line 47**.

**Lines 47** – Using the adjacent section to the right (Columns H-AF), enter the data as described above for Line 37 (Total Bulk Received). A total of Bulk and Case Goods DELIVERED to other Reporting Facilities will appear in the Line 47 summation cell.

- a. Do NOT record as bulk disappearance or usage the transfer of product between your facilities, or from your facility to an outside storage facility (nonreporting facility), if you maintain ownership of the product shipped. This is an interfacility transfer, as described for Line 37. You have not changed your inventory and that type of change in warehousing should not be reported. When losses and gains associated with such transfers are realized, those volumes will be reported to FDOC as part of "Net Gains or Losses due to processing, handling, and storage" for the week.
- b. A list of current Reporting Facilities is included in the **Reporting Facilities&Abbrev** worksheet included in these documents, and provided through updates from FDOC to assist in the proper recording of intercaninery/interfacility transfers (between reporting facilities only).
- c. Do NOT include Futures transactions as additional values on Line 47. Futures transactions are not recorded separately from other transactions.

**Line 48** – Calculation sums of Lines 40 – 47.

**Line 49** – Calculation sums of Line 40-48, and other bulk deliveries of bulk FCOJ, e.g., E-M-U shipments.

 This calculated value is compared to the value on Line 33. Any difference other than zero will generate a flag alerting data entry staff that the data does not match; a further audit of data entries should be made to determine the source of the discrepancies and clear this flag. Round-off differences will occasionally produce a value of +/- 1 that can be ignored.

**Line 50** – In the area adjacent (to the right) to Line 50, enter the amount, in PS, of any cased goods delivered to another Reporting Facility.

**Line 51 and Line 52** – No longer used

## **FCOJ EXPORT-MILITARY-USDA [E-M-U] SHIPMENTS**

This worksheet provides data entry points for specific deliveries for Exports, Military Purchases, and USDA purchases.

**Line 53** – Enter the PS amounts of packaged FCOJ products Exported (including Canada).

**Line 54** – Enter the PS of bulk FCOJ used for export (including Canada). This value is copied into Line 41 above for part of the disappearance calculations.

**Line 55** – Enter the PS of packaged FCOJ products delivered as Military Purchase.

**Line 56** – Enter the PS of bulk FCOJ delivered as Military Purchase; this volume should already have been included in the total reported on Line 44.

**Line 57** – Enter the PS of packaged FCOJ delivered as USDA Purchase.

**Line 58** – Enter the PS of bulk FCOJ delivered as USDA Purchase; this volume should already have been included in the total reported on Line 44.

**Line 59** – Calculation that sums all E-M-U sales.

**GRAPEFRUIT FIELD BOXES and FROZEN CONCENTRATED GRAPEFRUIT JUICE**  
**FDOC FORM CIT/FB/FCGJ&FCTJ/2**  
**FCGJ WORKSHEET**  
**OVERVIEW**

This form is to be provided on a weekly basis, filed by the licensed facility no later than 5:00 p.m. Wednesday of each week, with reports required regardless of information to report.

Record data in **Worksheet FCGJ & FCTJ** when:

- a. Fruit is being processed for any grapefruit product,
- b. FCGJ is being generated by fruit processing, and
- c. During those weeks when fruit is not being processed but in which FCGJ products are being processed for packaging and bulk activities.

**Input areas** include --


(1) **FIELD BOX DATA: BOXES USED IN GRAPEFRUIT PRODUCTS, FCGJ & SSOJ** – data associated with the amount of fruit processed, the Pounds Solids (PS) realized, and the pricing associated with that fruit for the week; data that generates calculations of the yields of FCGJ in terms of PS/box of fruit.

(2) **FCGJ CURRENT WEEK PRODUCTION PACK** – data associated with the volume of processed concentrated products, processing of fruit into FCGJ, reprocessing of existing FCGJ, and the combined packaging and bulk manipulation of FCGJ for the week;

(3) **FCGJ REPORT OF GOODS ON HAND** – data associated with inventories, receipts and deliveries of FCGJ products, both to third parties, and transfers of FCGJ products between Reporting Facilities (Intercannery/Interfacility Transfers - ICT)

(3a) **FCGJ BULK Pounds Solids (PS) – USAGE** – data associated with the various categories of usage of bulk FCGJ at a Member facility

(3b) **FCGJ EXPORT-MILITARY-USDA [E-M-U] PURCHASES** – data associated with specific sales movement for Exports, Military Purchases, and USDA purchases.

 As with all data forms accuracy in data reporting and auditing of data inputs is extremely important. The electronic format of **Worksheet FCGJ & FCTJ** incorporates multiple auditing evaluations and warning flags that compare data for accuracy and reasonableness.



## FCGJ Worksheet – Specific Field Box Data Entry Instructions

The information shall be provided on a weekly basis by the licensed facility and reports shall be filed no later than 5:00 p.m. Wednesday of each week, with reports required regardless of volume to report.

### FIELD BOX DATA—BOXES USED IN PRODUCTION OF GRAPEFRUIT PRODUCTS (FCGJ, SSGJ)

Grapefruit are classified as white or red/pink [also colored], and as priced or non-priced. Each data entry, or calculation, line is numbered.

🚫 Several cells on the worksheet will flag errors such as missing data or data that produces values outside of expected values. Flags may appear, then disappear as expected data is entered. Facilities are expected to audit/review their data and correct data associated with flags before submission of data to FDOC.

N.B. --Note that starting from the delivered in price, **advertising assessments and inspection fees** should not be included when reporting the average price per PS; average prices are to be reported as weighted average prices (average of costs for all PS and all boxes for each category).

#### 1. **White, Priced Boxes, Lines 1-4**

**Line 1-** Enter the number of boxes of white grapefruit acquired on a priced basis, for the week. Priced fruit means that **final** prices/box (or PS) are known during the week of delivery/processing it may include contracts with floor and rise language, if the FINAL price is known before or during the week of delivery/processing.

**Line 2** - Enter the number of Pounds Solids (PS) acquired on a white, priced basis, for the week. This is the total of PS reported by the State Test House for the boxes reported on Line 1.

**Line 3** - Enter the weighted average price for the PS reported on Line 2. The weighted average price per PS should be calculated as the sum of dollars required to acquire the total PS, divided by the total PS acquired on a white, priced basis.

**Line 4** – Calculates the white, priced \$price/box by dividing the sum of dollars required to acquire the total PS, by the number of total boxes.

#### 2. **Red/Pink, Priced Boxes, Lines 5-8**

**Line 5** - Enter the number of boxes of red or pink grapefruit acquired on a priced basis. Priced fruit means that **final** prices/box (or PS) are known during the week of delivery/processing it may include contracts with floor and rise language, if the FINAL price is known before or during the week of delivery/processing.

**Line 6** - Enter the number of Pounds Solids (PS) acquired on a red/pink, priced basis, for the week. This is the total of PS reported by the State Test House for the boxes reported on Line 5.

**Line 7** - Enter the weighted average price for the PS reported on Line 6. The weighted average price per PS should be calculated similarly as described above.

**Line 8** - Calculates the Red/Pink, Priced \$price/box by dividing the sum of dollars required to acquire the total PS, by the number of total boxes.

### 3. **White, Non-Priced Boxes, Lines 9-10**

**Line 9** - Enter the number of boxes acquired on a White, non-priced basis for the week. Non-priced fruit is fruit for which the price may only be determined at a later date (later than the week of delivery/processing). This category will also include contracts with participation language; it may include contracts with floor and rise language, if the FINAL price is not known during the week of delivery/processing.

**Line 10** - Enter the number of Pounds Solids (PS) acquired on a White, non-priced basis for the week. This is the total of PS reported by the State Test House for the boxes reported on Line 9.

### 4. **Red/Pink, Non-Priced Boxes, Lines 11-15**


**Line 11** – Enter the number of red or pink grapefruit boxes acquired on a non-priced basis. Non-Priced fruit is fruit for which the price may only be determined at a later date (later than the week of delivery/processing). This category will also include contracts with participation language; it may include contracts with floor and rise language, if the FINAL price is not known during the week of delivery/processing.

**Line 12** – Enter the number of Pounds Solids (PS) acquired on a Red/pink, non-priced basis for the week. This is the total of PS reported by the State Test House for the boxes reported on Line 11.

**Line 13** – Calculation that sums the total boxes reported for all categories of fruit used in the production of grapefruit products. Also used later for Yield and Average Prices per box calculations. Cells to the right will report total boxes reported as used in FCGJ and SSGJ; these totals should be audited for equality.

**Line 14** – Calculation that sums the total PS reported for all categories of fruit used in the production of grapefruit products. Also used later for Yield and Average PS per box calculations.

**Line 15** – Calculation of the yield of PS/Box from the totals on Lines 13 and 14.

 The cells in the columns to the right side of column D, Lines 1 to 15, contain various audit functions and formulas. These auditing cells flag (present) a message only when an occurrence of data entry is not properly matched with other required data e.g., entering boxes without entering PS, or entering values for the number of boxes in a section of priced fruit without entering a price. There are also calculation cells that show the total dollars for each pricing category. All PS/Box yields are calculated for each category, and flags are raised when the yield values calculated do not fall within expected ranges.

Each of these auditing, flag, and calculation cells is locked as are any other cells that have a light green background. All light green background cells are either calculation cells, or the accompanying descriptions of those calculations. Cells with a yellow background are also locked, and are associated with flags or other auditing information.


## FCGJ Worksheet – Specific FCGJ Data Entry Instructions

The information shall be provided on a weekly basis by the licensed facility and reports shall be filed no later than 5:00 p.m. Wednesday of each week, with reports required regardless of volume to report.

### FCGJ CURRENT WEEK PRODUCTION PACK, Lines 16-24

On **Worksheet FCGJ & FCTJ**, Production data is entered showing the total production (*aka* pack) of FCGJ from fruit, and from pre-existing inventories, along with certain packaging, reprocessing, and production associated adjustments to inventory. This data will be utilized to test inventory balances, to provide movement values, and to calculate production activities. The production of FCGJ is to be reported on the basis of the PS produced by category, for the week.

The auditing system assumes that the total amount of production (pack) PS for all packed materials must be matched by the total amount of PS used. The total amounts of PS used must come from reprocessing (meaning reworking and using pre-existing solids) or from fruit processed for the week (new solids). The production total PS must equal the source total PS used.

 If this equality does not occur, a flag will appear stating Net PS DO NOT Calculate. **This flag must be cleared by changing one or more values.** The amount of production and the amount of reprocessing reported will be used in auditing processes performed later for Goods On Hand. This Net PS calculation does not incorporate production, handling, or storage losses or gains. That net (loss/gain) value is associated with inventories reported and audited later.

**Line 16** – Enter total PS of FCGJ packed (packaged) into retail-sized units.

**Line 17** – Enter total PS of FCGJ that have been packed into institutional-sized units.

**Line 18** – Enter total PS of FCGJ that have been packed or stored in bulk-type containers (pails, totes, barrels, or tank farms tanks).

**Line 19** – Calculation sum of Lines 16-18; termed Gross Total Production PS.


**Line 20** – Enter the total PS of FCGJ reprocessed. This value represents the volume of pre-existing inventory that was re-used during the current week to generate part or all of the reported activity in retail or institutional packaged goods. Reprocessing volumes may also include Single Strength Grapefruit Juice (SSGJ) PS evaporated to produce FCGJ and received (incoming) FCGJ PS manipulated, blended, and either packaged or transferred to bulk storage.

On Line 20, an adjacent cell will show the value you have entered on Form SSJ, Line 39, “Evaporated SSGJ PS for FCGJ.” These volumes **ARE NOT automatically entered** on Line 20; they are there as a reminder to include them in the reprocessed value.

- a. When there is no fruit processed, it is assumed that all packaged goods produced have come from the reprocessing of pre-existing or received FCGJ or SSGJ inventories. When SSGJ is evaporated, those solids are considered to be part of FCGJ reprocessing, not SSGJ reprocessing; the product type being made is the key.
- b. When fruit is being processed, it is important to distinguish processing activity associated with new inventory (that came from processing fruit), and processing and packaging activity and volumes that involve pre-existing (old) inventory.

- c. FDOC calculates and reports the volume of new inventory that is created strictly by the processing of fruit. This calculation sums all packing activities, and subtracts all of the activity derived from pre-existing inventory (e.g., reprocessing). The solids derived only from fruit are called "Net PS from Fruit."
- d. Verify data on other Worksheets that report PS of SSOJ reprocessed into concentrate; these values must be reported as part (or all) of the reported reprocessed FCGJ PS on Line 20.

**Line 21** – Calculated by subtracting Reprocessed PS from Total Gross PS (Packed). Net PS from Fruit represents FCGJ derived only from the fruit processed for the week. The value is later used in the calculations and reporting of Yield in terms of FCGJ PS produced per box of fruit. It is important to report the value for the reprocessed PS value to reflect known work-in-progress (WIP), carryover, or other juices derived from the reprocessing activities for the reporting week. This allows the Net PS from Fruit value to represent only concentrates derived from fruit processing. FDOC will assume that IF NO fruit is reported as being processed for the Reporting Week any value for Net PS from Fruit is reported in error.

 The Worksheet will calculate and compare these data entry points and a flag will be generated if the data does not calculate appropriately.

A processor will often have an accurate measurement of the Net PS from Fruit, and will calculate the Reprocessed value from known values for Pack and Net PS from Fruit. Either calculation is acceptable.

**Line 22** – Enter known losses or gains realized during FCGJ production, handling, transportation, or storage.

During production, it is common to experience losses or gains in packaged amounts or weekly inventory determinations, compared to calculated expectations. Spillage or other losses must also be accounted for in properly reporting current FCGJ Goods on Hand. This value shall include any known losses or gains occurring during the transportation of FCGJ between processors or transportation between storage locations controlled by a single reporting facility (Intercannery/Interfacility transfers). Failure to account for these gains or losses may give rise to false movement figures for the industry as a whole.

**LINE 22 IS THE ONLY LINE ON THIS WORKSHEET WHERE  
NEGATIVE VALUES ARE ACCEPTABLE!!!**

**Line 23** – Enter the total boxes of fruit used ONLY for the production of FCGJ. This value is critical for calculating and reporting accurate Yield data for PS/box for FCGJ.

**Line 24** – Calculates the Yield per Box of fruit. The FCGJ Yield per Box is calculated from the Total Boxes of fruit used in the production of FCGJ, and the Net [FCGJ] PS from Fruit; if the calculated value falls outside of expected ranges, a flag will be generated. FDOC expects facilities to audit data entry forms for flags and to address the questionable data. Reasonable FCGJ yield values range between 3.5 and 6.5 PS per box.

**The yield in terms of gallons of FCGJ per box of fruit is a key value used by the industry expressed in equivalent for FCGJ on FDOC Weekly Reports. It is critical to report the Net PS from Fruit and Boxes Used in FCGJ (ONLY!) values correctly.**

## **FCGJ REPORT OF GOODS ON HAND, Lines 25-31**

The Worksheet FCGJ & FCTJ provides data entry points for Goods on Hand (GOH) for both the current week (CW) and the previous week (PW). This data is needed to support calculations of both an individual facility and combined Reporting Facility data movement values, and to provide key data for auditing the reasonableness and accuracy of data within a facility's GOH reporting. Values are reported as Pounds Solids (PS) GOH.

Report all inventories held within the facility, or held under your control at an outside storage facility that does not report to the FDOC. All storage facilities with greater than 50,000 gallon capacity are required to report inventory and production activities to FDOC, but in the rare case where this is not true, each facility is responsible for reporting that inventory. Your facility is also responsible for reporting any inventory it holds, whether owned directly by the facility, held under its control for any other party or owned by another Reporting Facility (or its subsidiaries). **You are not responsible for reporting inventory held and controlled by any other facility currently reporting this data to the FDOC.**

**Line 25** – Enter the Current Week (CW) value for Retail PS Goods on Hand, and in the cell to the right enter the Previous Week's (PW) GOH value. The PW data will contribute to the audit calculations to be performed.

**Line 26** – Enter the Current Week (CW) value for Institutional PS Goods on Hand, and in the cell to the right enter the Previous Week's (PW) GOH value.

**Line 27** – Enter the Current Week (CW) value for Bulk White FCGJ PS Goods on Hand, and in the cell to the right enter the Previous Week's (PW) GOH value.

**Line 28** – Enter the Current Week (CW) value for Bulk Red/Pink FCGJ PS Goods on Hand, and in the cell to the right enter the Previous Week's (PW) GOH value.

**Line 29** – Calculates the total of Bulk PS of FCGJ GOH, both white and Red/Pink.

**Line 30** – Calculation sums the total PS, Goods on Hand, both PW and CW.

**Line 31** – Calculation of the net change in bulk inventory by summing production and all receipts of bulk products to the PW GOH, and subtracting reprocessing and CW bulk GOH. This calculation generates a weekly Bulk Inventory Differential which reflects the change in inventory value due to processing, production packing, and receipts. This value will be later compared to the sum of all forms of bulk FCGJ usage. Equivalence of these values provides an audit for verifying accurate reporting of the CW bulk Goods on Hand.

## **ADDITIONAL GOODS FROM RECEIPTS, Lines 32-37**

This section reports receipts of bulk inventory based on sources

**Line 32** – Enter the PS of bulk FCGJ received that was produced from non-domestic fruit sources.

This category is meant to provide a distinction between U.S. sources and foreign sources (Caribbean Basin, South America, Central America, etc.). This category is also used to:

- 1) Capture non-domestic FCGJ imported into a U.S. prior to being transported into Florida, where the fruit source for the product is non-domestic fruit.
- 2) Report receipts of blended FCGJ products where no domestic fruit product sources are declared as part of the blend, but would include blends of any combination of declared non-domestic fruit origin products.

**Line 33** – Enter the PS of bulk FCGJ received which was produced from domestic fruit sources other than Florida fruit (this may include U.S. state and U.S. protectorate sources).

- 1) This category is meant to provide a distinction between U.S. sources and foreign sources (Caribbean Basin, South America, Central America, etc.).
- 2) This does not include non-domestic fruit brought into the U.S. and processed domestically.
- 3) This Line is also where to report receipts of blended FCGJ products where a domestic fruit source product is declared as part of the blend.

Once a non-Florida fruit sourced product (domestic or non-domestic product) is reported as received in Florida, it is only reported as a domestic/non-domestic receipt **the one time**; once included in the Florida industry inventory, the product becomes Florida-based inventory and the fruit source distinction is no longer relevant to these reporting instructions. Only the facility that **first takes physical possession within Florida** (or ownership if the received product is transferred to a third party non-reporting storage facility under the Reporting Facility's control) will report the amount as a receipt of a domestic/non-domestic product. If, for instance, one Reporting Facility moves any bulk FCGJ product within Florida to another Florida facility, it is reported as Bulk and Case Goods Delivered to a Reporting Facility (Line 45 below); it is not again to be reported/categorized as a domestic/non-domestic receipt/delivery.

**Line 34** – Enter the PS of product already based in FL that has been received from a non-reporting Florida-based Facility (any third party possessing product in Florida, not currently reporting data to FDOC). The FDOC rules attempt to capture data from most Florida parties or facilities handling citrus products, but there some facilities that are exempt, or otherwise not currently reporting to FDOC, and there may be the occasional receipt from such facilities.

**Lines 35** – Using the adjacent section to the right (Columns H-AF) enter the PS of bulk and case goods FCGJ received from each of the Reporting Facilities listed. A total of Bulk RECEIVED from Reporting Facilities will be shown on Line 35. This data captures one part of the transfer of bulk products between all Reporting Facilities. Receipt data is entered as receipts of bulk FCGJ from each specific processing or storage facility. Each current Reporting Facility's abbreviation is listed so that data is entered in a specific cell. **Do NOT change headings or create your own.** If you have a transaction with an unlisted facility, please contact FDOC Staff for instructions. The **Reporting Facilities&Abbrev** worksheet provides translations of the abbreviations.

- a. Report as Bulk Received from a Reporting Facility the transfer of product from your facility to or from an outside storage facility in Florida (also a Reporting Facility). When losses and gains associated with such transfers are realized, those volumes will be reported to FDOC as part of "Net Gains or Losses due to processing, handling, and storage" for the week.
- b. Intercannery/Interfacility Transfers (ICT) differentials are maintained and tracked separately for the purposes of isolating these amounts from other calculations of movement. From the perspective of the Florida citrus industry, an ICT of FCGJ from one Reporting Facility to another is equivalent to moving FCGJ from one tank to another within a single facility – there should be no net change in total GOH once the transaction has been completed. Recognized gains or losses during ICT should be reported as part of FCGJ Net Loss/Gain in Production, Handling & Storage on Line 22.

In the short term, ICT differentials may often be generated due to timing issues in shipping and receiving bulk goods. Data submitted to FDOC for any one reporting week may not capture all ICT shipments and receipts that actually occurred over more than one effective Week Ending reporting date. One facility may ship product in one reporting week, while the receipt of that product is accounted for in a following reporting week by the receiving facility. FDOC will track net ICT, and identify unbalanced transfers, throughout the season.

Do NOT report the transfer of products between your own company's storage facilities if they do not separately report data to the FDOC. Those inventories are part of the total goods on hand you report every week, and these internal transfers do not require FDOC tracking.


**Line 36** – Calculation sum of Lines 32-35.

**Line 37** – As with bulk FCGJ received from another facility, enter the amount, in PS, of Cased Goods of FCGJ received from a Reporting Facility in the area adjacent to Line 37.

### **FCGJ BULK GALLONS DISAPPEARANCE, Lines 38-48**

The Worksheet provides data entry points for several forms and categories of bulk FCGJ usage. The primary descriptions of FCGJ usages are also termed Bulk FCGJ Disappearance.

**Line 38** – Enter the PS of FCGJ used by the reporting facility in the production of Chilled Juice products. Do not report any values other than what is known to have occurred within your facilities or under their control (the point of this value is to account for part of the FCGJ disappearance).

 A flag may prompt you to check the data entry point on the SSJ Worksheet for equivalence to this value.

This value should be equal to the value shown on the SSJ Worksheet, Line 33.

**Line 39** – This value is referenced from data entry further down the Worksheet (within the "E-M-U" data entries). This value will reflect the PS of bulk FCGJ used for export, including bulk FCGJ shipped to Canada.

**Line 40** – Enter the bulk PS of FCGJ used by the reporting facility in the production of beverage bases or in the production of diluted (less than 100% juice) drinks and blends.

**Line 41** – Enter the bulk PS of FCGJ used by the reporting facility in the production of reconstituted and canned products.

**Line 42** – Enter the bulk PS of inventory sold/delivered to a third party (non-reporting) in or out of the State of Florida. This value should include bulk products sold under special purchase plans such as Military contracts, and USDA purchase plans. Do not include exports as they are accounted for separately.

**Line 43** – DELETED; NO LONGER USED

**Line 44** – Enter the PS of bulk FCGJ used by the Reporting Facility in the production of product processed for a Non-Reporting third party. For FDOC reporting purposes, product is reported as Toll Pack during the week that the product is actually delivered. Co-packed products delivered to another reporting facility are reported on Line 45.


**Lines 45** – Using the adjacent section to the right (Columns H-AF), enter the data as described above for Line 36 (Total Bulk Received). A total of Bulk and Case Goods DELIVERED to other Reporting Facilities will appear in the Line 45 summation cell.

Do NOT record as bulk disappearance or usage the transfer of product between your facilities, or from your facility to an outside non-reporting storage facility, if you maintain ownership of the product shipped. This is an interfacility transfer, as described for Line 37. You have not changed your inventory and that type of change in warehousing should not be reported. When losses and gains associated with such transfers are realized, those volumes will be reported to FDOC as part of "Net Gains or Losses due to processing, handling, and storage" for the week.

Each current Reporting Facility's abbreviation is listed so that data is entered in a specific cell. **Do NOT change headings or create your own.** If you have a transaction with an unlisted facility, please contact FDOC Staff for instructions. The **Reporting Facilities&Abbrev** worksheet provides translations of the abbreviations.

**Line 46** – Calculation sums Lines 38 – 45.

**Line 47** – Calculation that sums Line 46, and other bulk deliveries of bulk FCGJ, e.g., E-M-U shipments.

 This calculated value is compared to the value on Line 31. Any difference other than zero will generate a flag alerting data entry staff that the data does not match; a further audit of data entries should be made to determine the source of the discrepancies and clear this flag. Round-off differences will occasionally produce a value of +/- 1 that can be ignored.

**Line 48** – In the area adjacent (to the right) to Line 48, enter the amount, in PS, of any cased goods delivered to another Reporting Facility.

### **FCGJ EXPORT-MILITARY-USDA [E-M-U] SHIPMENTS, Lines 49-56**

This worksheet provides data entry points for specific deliveries for Exports, Military Purchases, and USDA purchases.

**Line 49** – Enter the amount of packaged FCGJ products Exported, including Canada.

**Line 50** – Enter the PS of bulk white FCGJ used for export. This includes bulk white FCGJ shipped to Canada. This value is added to Line 51 and referenced above on Line 39 above for part of the disappearance calculations.

**Line 51** – Enter the PS of bulk red/pink FCGJ used for export. This includes bulk red/pink FCGJ shipped to Canada. This value is added to Line 50 and referenced above on Line 39 above for part of the disappearance calculations.

**Line 52** – Enter the PS amount of packaged FCGJ products sold as Military Purchase.

**Line 53** – Enter the PS amount of bulk FCGJ sold as Military Purchase.

**Line 54** – Enter the PS amount of packaged FCGJ product sold as USDA Purchase.

**Line 55** – Enter the PS amount of bulk FCGJ products sold as USDA Purchase.

**Line 56** – Calculation that sums the PS associated with all E-M-U sales.




**TANGERINE FIELD BOXES and FROZEN CONCENTRATED TANGERINE JUICE**  
**FDOC FORM CIT/FB/FCGJ&FCTJ/2**  
**FCTJ WORKSHEET**  
**OVERVIEW**

(Part of combined FCGJ & FCTJ worksheet)

This information is to be provided on a weekly basis, filed by the licensed facility no later than 5:00 p.m. Wednesday of each week, with reports required regardless of volume to report.

Record data in **Worksheet FCGJ & FCTJ** when:

- a. Fruit is being processed for any tangerine product,
- b. FCTJ is being generated by fruit processing, and
- c. During those weeks when fruit is not being processed but in which FCTJ products are being processed for packaging and bulk activities.

 As with all data forms accuracy in data reporting and auditing of data input is extremely important. The electronic format of **Worksheet FCGJ & FCTJ** incorporates multiple auditing evaluations and warning flags that compare data for accuracy and reasonableness.

**ALL DATA ON THIS WORKSHEET MUST BE ENTERED AS POSITIVE VALUES.**

## FCTJ Worksheet - Specific Data Entry Instructions

The information shall be provided on a weekly basis by the licensed facility and reports shall be filed no later than 5:00 p.m. Wednesday of each week, with reports required regardless of volume to report.

### FCTJ CURRENT WEEK PRODUCTION PACK & BOXES

On the FCTJ portion of worksheet **FCGJ & FCTJ** less data input is required than for other products. Only data associated with fruit defined as "tangerine" and activities associated with the production of FCTJ are to be recorded here.

Do not include other mandarin-type fruit in this area of data entry. Distinctions between processing tangerines to produce FCTJ, and processing of tangerine fruit simultaneously with round oranges are noted in the definitions.

**Line 60** – Enter the number of boxes of tangerines acquired for the week and used in the production of tangerine products (varieties must meet the standards of identity, 20-13. F.A.C.).


**Line 61** – Enter the weighted average price for the boxes reported on Line 60. The weighted average price per box should be calculated as the sum of dollars required to acquire the total number of boxes divided by the total boxes of tangerine acquired and used strictly in the production of FCTJ.

**Line 62** – Enter total PS of FCTJ that have been packed or stored in bulk-type containers (pails, totes, barrels, &/or tanks); FCTJ is reported in PS only. Only bulk FCTJ is reported.

**Line 63** – Enter the total PS of reprocessed FCTJ.

**Line 64** – Calculated by subtracting Reprocessed PS from Bulk PS (Produced). Net PS from Fruit represents FCTJ from fruit processed for the week. The value is later used in the calculations of Yield as PS per box of fruit. Known PS values may be directly entered, but the calculation of Bulk PS – Reprocessed PS must equal Net PS from Fruit.

**Line 65** – Calculates the Yield per Box of fruit. The "FCTJ Yield per Box" is calculated from the Total Boxes of fruit used in the production of FCTJ, and the Net FCTJ PS from Fruit.

 If the calculated value falls outside of expected ranges, a flag will be generated. FDOC expects facilities to audit data entry forms for flags and to address the questionable data. Reasonable FCTJ yield values range between 2.9 and 8.3 PS per box.

**Line 66** – Enter the PS amount of FCTJ reprocessed/blended with FCOJ. This amount should also have been part of the reprocessed FCOJ entered on the **FCOJ** worksheet and will display on Line 28.

**Line 67** – Enter the amount in PS received from each of the Reporting Facilities Listed, or enter the name and volume received from a supplying Reporting Facilities if their name is not listed. A total of 'Bulk RECEIVED from Reporting Facilities' will be shown on Line 67 when the adjacent section (to the right) of the FCTJ portion of the **FCGJ & FCTJ** worksheet is used for entering intercantery/interfacility receipts of bulk FCTJ from each specific Reporting Facility.

**Line 68** – 'Bulk Delivered and Case Goods to a Reporting Facility (Includes Toll Packed/Co-Packed products) will be shown on Line 68 when the adjacent section (to the right) of the FCTJ portion of the **FCGJ & FCTJ** worksheet is used for entering intercantery/interfacility receipts of bulk FCTJ from each specific facility. Enter the data as described above for Line 67.

**Line 69** – Enter the PS of FCTJ received from a non-reporting facility.

**Line 70** – Enter both the CW and PW GOH value for PS of FCTJ.

**SINGLE STRENGTH JUICES**  
**FDOC FORM CIT/SSJ/3**  
**SSJ WORKSHEET**  
**OVERVIEW**

This information is to be provided on a weekly basis, filed by the licensed facility no later than 5:00 p.m. Wednesday of each week, with reports required regardless of volume to report.

Record data in **Worksheet SSJ** when:

- a. SSJ is being generated by fruit processing, and
- b. During those weeks in which SSJ packaged and bulk products are being produced from stored bulk SSJ and from concentrates.

**Worksheet SSJ** is designed to provide FDOC with data associated with the weekly totals of Goods-On-Hand (Inventory) including packaged goods and bulk product, and to record all intercantery transfers of SSJ, by category. The form is also used to report the portion of boxes of fruit utilized in the production of single strength products (only), and to calculate the average yield in Pounds Solids (PS) per box. All amounts are to be reported in Pounds Solids (PS).

As with all data Forms, accuracy in data reporting is extremely important.

1. Net PS from Fruit is calculated as the total pack PS of Packaged Goods, plus the amount of Bulk PS produced, minus the PS derived from reconstituted concentrate, minus the PS of reprocessed (from storage) bulk SSJ.
2. An alternative calculation may be used when Net PS from Fruit is a known value -- total pack PS of Packaged Goods, plus PS of Bulk SSJ produced, minus the known Net PS from Fruit is equal to reprocessed PS (as a total – each facility must proportion known reconstitution PS from reconstituted concentrate, and the amount of PS represented by reprocessed bulk SSJ from storage).
3. Yields are calculated by dividing the PS from Fruit by the Total Boxes of fruit used.
4. A separate data entry point is provided for reporting the PS of frozen concentrate produced from the concentration (evaporation) of single strength juice products originating from pre-existing SSJ inventories.
5. Single strength juices evaporated into concentrates are to be included on worksheets **FB/FCOJ (or FCGJ/FCTJ)** as part of the reprocessed PS of concentrate.
6. SSJ evaporated into concentrates are not reported as part of the reprocessing PS of SSJ, but only as part of the reprocessed FCOJ reported.

When there is no fruit processed for the week:

- a. There can be no Net PS from Fruit for the week, and
- b. The total of packed goods (packaged and bulk) must be accounted for in the total of reprocessed goods for the week (from concentrate, and from SSJ bulk inventory).

There may also be Net Losses or Gains (NLG) in PS during processing activities or handling activities (including transportation); a data point is provided for reporting NLG separately. Net losses or gains are part of the inventory reporting, and the audits of these calculations include losses or gains values.

**ALL DATA ON THIS WORKSHEET MUST BE ENTERED AS POSITIVE VALUES,  
EXCEPT FOR LINES 8 (SSOJ) & 37 (SSGJ) –'NET LOSSES/GAINS'!!!**

## SSJ Worksheet – Specific SSOJ Data Entry Instructions

The information shall be provided on a weekly basis by the licensed facility and reports shall be filed no later than 5:00 p.m. Wednesday of each week, with reports required regardless of volume to report.

### SINGLE STRENGTH ORANGE JUICE

**Line 1** – Enter the number of boxes of fruit used only in the production of SSOJ for the week. This value will be summed with the reported boxes used in the production of FCOJ and compared to the total boxes reported on the FCOJ worksheet. Check these sums for equality!

### SSOJ CURRENT WEEK PRODUCTION PACK, Lines 2-9

**Line 2** – Enter the total amount in PS, of all packaged SSOJ goods for the week.

**Line 3** – Enter the total PS of 'bulk' SSOJ goods packed for the week.

**Line 4** – Enter the PS of FCOJ reprocessed as SSJ for the week.

**Line 5** – Enter the PS of bulk SSOJ reprocessed for the week.

**Line 6** – Enter (or calculate) the Net PS from Fruit for the week. The sum of Packaged and Bulk production, minus the two reprocessed values must equal the Net PS from Fruit Reported.

**Line 7** – Calculation of Yield in PS per Box of fruit.

**Line 8** – Enter the PS of SSOJ Net Gain or Loss in Production Handling & Storage for the week. This value includes any known losses occurring:

- a. During the transportation of SSJ between Reporting Facilities,
- b. Or between a facility's different locations of stored product,
- c. Or values necessary to account for inventory changes that may be currently unexplained.

Significant losses or gains, or consistently unexplained inventory differences are issues that need to be evaluated by management to determine cause(s). Report Net Losses as negative values; Net Losses are the only negative values allowed to be reported on any of these Worksheets.

**Line 9** – Enter the PS of pre-existing SSOJ evaporated into FCOJ. This value will appear on the **FB/FCOJ worksheet**, Line 24 as a reminder when you are reporting reprocessed FCOJ. These PS **ARE** to be included as part of the FCOJ reprocessed value entered on the **FB/FCOJ worksheet** (this activity results in an increase in the FCOJ inventory). This value will also be used in the bulk SSOJ GOH audit calculation.

**DO NOT** include this value as part of the Reprocessed PS values reported on Lines 4&5 of Form SSJ, but be sure to account for this reduction of SSOJ inventory in the Current Week GOH value reported.

### SSOJ REPORT OF GOODS ON HAND (GOH), Lines 10-13

**Line 10** – Enter the Current Week (CW) Packaged Goods on Hand for SSOJ, and in the cell to the right enter the Previous Week's (PW) GOH value. The PW data will contribute to the audit calculations to be performed.

**Line 11** – Enter the Current Week (CW) Bulk Goods on Hand for SSOJ, and in the cell to the right enter the Previous Week's (PW) GOH value.

**Line 12** – Calculation that sums the packaged and bulk values for SSOJ, for CW and PW.

**Line 13** – The Worksheet will calculate the expected change in bulk inventory by summing the PS of PW GOH, CW production and all receipts of bulk products, and subtracting reprocessing PS and CW bulk GOH. This calculation generates a weekly Calc. Bulk Inventory Differential which reflects the change in inventory value due to processing, production packing, and receipts. This value will be later compared to the sum of all forms of bulk SSOJ usage. Equivalence of these values provides an audit for verifying accurate reporting of the CW bulk Goods on Hand.

### **RECEIPTS OF SSOJ, Lines 14-17**

**Line 14** – Using the adjacent section to the right (Columns H-AF) enter the PS received from each facility listed (intercannery/interfacility receipts of bulk SSOJ from each specific Reporting Facility). A total of Bulk RECEIVED from Reporting Facilities will be shown on Line 14. This data captures one part of the transfer of bulk products between all Reporting Facilities. Receipt data is entered as receipts of bulk SSOJ from each specific processing or storage facility. Each current Reporting Facility's abbreviation is listed so that data is entered in a specific cell. **Do NOT change headings or create your own.** If you have a transaction with an unlisted facility, please contact FDOC Staff for instructions. The worksheet Reporting Facilities&Abbrev provides translations of the abbreviations.

Transfers of products between Facilities are called "Intercannery/Interfacility Transfers" (ICT). Intercannery Transfer transactions are tracked separately for the purposes of isolating these PS from other calculations of compiled industry movement. From the perspective of the citrus industry and FDOC tracking, an ICT of SSOJ from one Reporting Facility to another is equivalent to moving SSOJ from one tank in a tank farm to another within a single facility. There should be no net change in total industry GOH once the transaction has been completed.

In the short term, ICT differentials may often be generated due to timing issues in shipping and receiving bulk goods. Data submitted to FDOC for any one reporting week may not capture all ICT shipments and receipts that are recorded in a later Reporting Week. One facility may record shipping product in one reporting week, and the receipt of that product is accounted for in a following reporting week by the receiving Reporting Facility. FDOC will track ICT differentials throughout the season, and use this data to identify unbalanced transfers.

**Line 15** – Enter the PS of bulk SSOJ received that was produced from non-domestic fruit sources. This category is also meant to provide a distinction between U.S. sources and foreign sources (Caribbean Basin, South America, Central America, etc.). This category is also used to capture:

1. Non-domestic SSOJ held in the U.S. and transported into Florida,
2. Where the fruit source for the product is non-domestic fruit,
3. To report receipts of blended SSOJ products where no domestic fruit product sources are declared as part of the blend, but would include blends of any combination of declared non-domestic fruit origin products.

**Line 16** - Enter the PS of bulk SSOJ received which was produced from domestic fruit sources other than Florida fruit (this may include U.S. state and U.S. protectorate sources). This category is meant to provide a distinction between U.S. sources and foreign sources (Caribbean Basin, South America,

Central America, etc.). This Line is also where you are to report receipts of blended SSOJ products where a domestic fruit source product is declared as part of the blend.

Once a non-Florida fruit sourced product (domestic or non-domestic) is reported as received in Florida, it is only reported as a domestic/non-domestic receipt the one time; once included in the Florida industry inventory, the product becomes Florida-based inventory and the fruit source distinction is no longer relevant to these reporting instructions.

Only the facility that first takes physical possession within Florida (or ownership if the received product is transferred to a non-reporting third party storage facility under the Reporting Facility's control) will report the amount as a receipt of a domestic/non-domestic product. If, for instance, one Reporting Member moves any bulk SSOJ product (e.g., Brazilian or All-Florida SSOJ) within Florida to another Florida facility, it is reported as "Bulk Delivered and Case Goods to a Reporting Facility" (Line 20); it is not again to be reported or categorized as a domestic/non-domestic receipt/delivery.

**Line 17** – Enter the PS of product already based in FL that has been received from a Non-Reporting Florida-based Facility. A non-reporting facility is any third party possessing product in Florida, not currently reporting data to FDOC. The FDOC rules attempt to capture data from most Florida facilities handling citrus products but some facilities are exempt or otherwise not currently reporting to FDOC. There may be the occasional receipt from such facilities.

## **DELIVERIES OF SSOJ, Lines 19-26**


**Line 19** – NO longer used!

**Line 20** – Enter the PS delivered to another Reporting Facility, including Toll or Co-Pack for third parties. These transfers are reported in the adjacent area to the right for ICT of bulk product between Reporting Facilities. Enter the data as described above for Line 14. The sum of ICT will appear on Line 20.

- a. Do NOT record as bulk disappearance or usage the transfer of product from your facility to, or from, a non-reporting outside storage facility if you maintain ownership of the product shipped.
- b. The Reporting Facilities&Abbrev worksheet provides translations of the abbreviations.

**Line 21** – Enter the PS of bulk SSOJ (other than exports) delivered/sold to a non-reporting facility. This data will be used in auditing calculations for Goods on Hand. This includes domestic sales only; export shipments/sales are reported on Lines 25 & 26.

**Line 22** – Calculation sum of total deliveries of SSOJ from inventory as "Total Bulk INVENTORY Reduction." This calculated value is compared to the value on Line 13.

 Any differences between Line 13 and Line 22 will generate a flag alerting data entry staff that the data does not match; a further audit of data entries should be made to determine the source of the discrepancies.

**Line 23** – Enter receipt data of the PS of cased goods received from each of the specific facilities listed in the adjacent section to the right (Columns H-AF). Each current Reporting Facility's abbreviation is listed so that data is entered in a specific cell. A total will appear in the Line 23 summation cell. **Do NOT change headings or create your own.** FDOC uses each cell for a specific facility, even if not currently identified. If you have a transaction with an unlisted facility, please

contact FDOC Staff for instructions. The **Reporting Facilities&Abbrev** worksheet provides translations of the abbreviations.

**Line 24** – Enter the PS of cased goods delivered to each of the facilities listed; if the facility is not listed, contact FDOC for instructions; PLEASE do not attempt to enter the name in the 'blank' available cells. FDOC uses each cell for a specific facility, even if not currently identified.

A total of 'DELIVERED PS in Case Goods to Reporting Facilities' will appear in the Line 24 summation cell. Delivery data is entered into the adjacent section of the Worksheet SSJ as deliveries to each specific facility.

**Line 25** – Enter the PS of packaged SSOJ that were exported for the week, including Canada.

**Line 26** – Enter the PS of bulk SSOJ that were exported for the week, including Canada.



## SSJ Worksheet – Specific SSGJ Data Entry Instructions

The information shall be provided on a weekly basis by the licensed facility and reports shall be filed no later than 5:00 p.m. Wednesday of each week, with reports required regardless of volume to report.

### SINGLE STRENGTH GRAPEFRUIT JUICE

**Line 30** – Enter the number of boxes of fruit used (only) in the production of SSGJ for the week. This value will be summed with the reported boxes used in the production of FCGJ and compared to the total boxes reported on Worksheet FCGJ & FCTJ. Check these sums for equality.

### SSGJ CURRENT WEEK PRODUCTION PACK, Lines 31-38

**Line 31** – Enter the total volume in PS of all packaged SSGJ goods for the week.

**Line 32** – Enter the total PS of bulk SSGJ goods packed for the week.

**Line 33** – Enter the PS of FCGJ reprocessed into SSJ for the week.

**Line 34** – Enter the bulk SSGJ PS reprocessed for the week.

**Line 35** – Enter (or calculate) the Net PS from Fruit for the week. The sum of Packaged and Bulk production, minus the two reprocessed values must equal the Net PS from Fruit Reported.

**Line 36** – Calculation of Yield in PS per Box of fruit.

**Line 37** – Enter the PS of SSOJ Net Gain or Loss in Production Handling & Storage for the week. This value includes any known losses occurring:

- a. During the transportation of SSJ between Reporting Facilities,
- b. Between a facility's different locations of stored product,
- c. Or values necessary to account for inventory changes that may be currently unexplained.

Significant losses or gains, or consistent unexplained inventory differences are issues that need to be evaluated by management to determine cause(s).

**Report Net Losses as negative values; Net Losses are the only negative values allowed to be reported on any of these Worksheets.**

**Line 38** – Enter the PS of pre-existing SSGJ evaporated into FCGJ. Concentrated juices processed directly from fruit are reported on the **FCGJ & FCTJ worksheet**. This value will appear on the **FCGJ & FCTJ worksheet**, Line 20, as a reminder when reporting reprocessed FCGJ.

The Pounds Solids **ARE** to be included as part of the FCGJ reprocessed value entered on the **FCGJ/FCTJ worksheet** (this activity results in an increase in the FCGJ inventory). This value will also be used in the bulk SSGJ GOH audit calculation.

DO NOT include this value as part of the values reported on Line 34 of Form SSJ, but be sure to account for this reduction of SSGJ inventory in the Current Week GOH value reported.

## **SSGJ REPORT OF GOODS ON HAND (GOH), Lines 39-42**

**Line 39** – Enter the Current Week (CW) Packaged Goods on Hand for SSGJ, and in the cell to the right enter the Previous Week's (PW) GOH value. The PW data will contribute to the audit calculations to be performed.

**Line 40** – Enter the Current Week (CW) Bulk Goods on Hand for SSGJ, and in the cell to the right enter the Previous Week's (PW) GOH value.

**Line 41** – Calculation that sums the packaged and bulk values for SSGJ, CW and PW.

**Line 42** – The worksheet will calculate the expected change in bulk inventory (Line 42) by summing PW GOH, CW production, and all receipts of bulk products, and subtracting reprocessing volumes and CW bulk GOH. This calculation generates a weekly Calc. Bulk Inventory Differential which reflects the change in inventory value due to processing, production packing, and receipts. This value will be later compared to the sum of all forms of bulk SSGJ usage. Equivalence of these values provides an audit for verifying accurate reporting of the CW bulk Goods on Hand.

## **RECEIPTS OF SSGJ, Lines 43-47**

**Lines 43** – Using the adjacent section to the right (Columns H-AF) enter the PS receipts of bulk SSGJ from each specific Reporting Facility. A total of Bulk SSGJ RECEIVED from Reporting Facilities will be shown on Line 43. Receipt data is entered as receipts of bulk SSGJ from each specific processing or storage facility. Each current Reporting Facility's abbreviation is listed so that data is entered in a specific cell. **Do NOT change headings or create your own.** If you have a transaction with an unlisted facility, please contact FDOC Staff for instructions. The Reporting Facilities&Abbrev provides worksheet translations of the abbreviations.

Transfers of products between Facilities are called "Intercannery/Interfacility Transfers" (ICT). Intercannery Transfer transactions are tracked separately for the purposes of isolating these PS from other calculations of compiled industry movement. From the perspective of the citrus industry and FDOC tracking, an ICT of SSGJ from one Reporting Facility to another is equivalent to moving SSGJ from one tank in a tank farm to another within a single facility. There should be no net change in total industry GOH once the transaction has been completed.

In the short term, ICT differentials may often be generated due to timing issues in shipping and receiving bulk goods. Data submitted to FDOC for any one reporting week may not capture all ICT shipments and receipts that are recorded in a later Reporting Week. One facility may record shipping product in one reporting week, and the receipt of that product is accounted for in a following reporting week by the receiving Reporting Facility. FDOC will track ICT differentials throughout the season, and use this data to identify unbalanced transfers.

**Line 44** – Enter the PS of bulk SSGJ received that was produced from non-domestic fruit sources. This category is also meant to provide a distinction between U.S. sources and foreign sources (Caribbean Basin, South America, Central America, etc.). This category is also used to capture non-domestic SSGJ held in the U.S. and transported into Florida, where the fruit source for the product is non-domestic fruit. This Line is also where you are to report receipts of blended SSGJ products

where no domestic fruit product sources are declared as part of the blend, but would include blends of any combination of declared non-domestic fruit origin products.

**Line 45** – Enter the PS of bulk SSGJ received which was produced from domestic fruit sources other than Florida fruit (this may include U.S. state and U.S. protectorate sources). This category is meant to provide a distinction between U.S. sources and foreign sources (Caribbean Basin, South America, Central America, etc.). This Line is also where you are to report receipts of blended SSGJ products where a domestic fruit source product is declared as part of the blend.

Once a non-Florida fruit source product (domestic or non-domestic) is reported as received in Florida, it is only reported as a domestic/non-domestic receipt the one time; once included in the Florida industry inventory, the product becomes Florida-based inventory and the fruit source distinction is no longer relevant to these reporting instructions.

Only the facility that first takes physical possession within Florida (or ownership if the received product is transferred to a non-reporting third party storage facility under the Reporting Facility's control) will report the amount as a receipt of a domestic/non-domestic product. If, for instance, one Reporting Member moves any bulk SSOJ product (e.g., Caribbean or All-Florida SSGJ) within Florida to another Florida facility, it is reported as Bulk and Case Goods Delivered to a Reporting Facility on Line 49; it is not again to be reported or categorized as a domestic/non-domestic receipt/delivery.

**Line 46** – Enter the PS of product already based in FL that has been received from a non-reporting Florida-based facility. Non-Reporting Facility is any third party possessing product in Florida, not currently reporting data to FDOC. The FDOC rules attempt to capture data from most Florida parties or facilities handling citrus products, but there some facilities that are exempt, or otherwise not currently reporting to FDOC, and there may be the occasional receipt from such facilities.

**Line 47** – Calculation summing Lines 43-46 as Total Bulk Received.

## **DELIVERIES OF SSGJ, Lines 48-56**

**Line 48 – NO longer used**

**Line 49** – Enter the PS delivered to another Reporting Facility, including Toll or Co-Pack for third parties. These transfers are reported in the adjacent area to the right for ICT of bulk product between Reporting Facilities. Enter the data as described above for Line 43. The sum of ICT will appear on Line 49.

Do NOT record as bulk disappearance or usage the transfer of product from your facility to, or from, a non-reporting outside storage facility if you maintain ownership of the product shipped. You have not changed your inventory or ownership, and that type of change in warehousing should not be reported.

Each current Reporting Facility's abbreviation is listed so that data is entered in a specific cell. **Do NOT change headings or create your own.** If you have a transaction with an unlisted facility, please contact FDOC Staff for instructions. The **Reporting Facilities&Abbrev** worksheet provides translations of the abbreviations.


**Line 50** – Enter the PS of bulk SSGJ, other than exports, delivered/sold to a non-reporting facility. This data will be used in auditing calculations for Goods on Hand. This includes domestic sales only; export shipments/sales are reported on Lines 51, 52, & 53.

**Line 51** – Enter the PS of packaged SSGJ that were exported for the week, including Canada.

**Line 52** – Enter the PS of bulk white SSGJ that were exported for the week, including Canada.

**Line 53** – Enter the PS of bulk red/pink SSGJ that were exported for the week, including Canada.

**Line 54** – Calculation summing the total deliveries of SSGJ from inventory, as Total Bulk INVENTORY Reduction. This calculated value is compared to the value on Line 46.

 Any differences between Line 46 and Line 54 will generate a flag alerting data entry staff that the data does not match; a further audit of data entries should be made to determine the source of the discrepancies.

**Line 55** – Using the adjacent section to the right (Columns H-AF), enter the PS of cased goods received from each specific Reporting Facility. A total of 'RECEIVED PS in Case Goods to Reporting Facilities' will appear in the Line 55 summation cell. Each current Reporting Facility's abbreviation is listed so that data is entered in a specific cell. **Do NOT change headings or create your own.** If you have a transaction with an unlisted facility, please contact FDOC Staff for instructions. The **Reporting Facilities&Abbrev** worksheet provides translations of the abbreviations.

**Line 56** – Using the adjacent section to the right (Columns H-AF), enter the PS of cased goods delivered to each specific facility. A total of 'DELIVERED PS in Case Goods, to Reporting Facilities' will appear in the Line 56 summation cell. Each current Reporting Facility's abbreviation is listed so that data is entered in a specific cell. **Do NOT change headings or create your own.** If you have a transaction with an unlisted facility, please contact FDOC Staff for instructions. The **Reporting Facilities&Abbrev** worksheet provides translations of the abbreviations. FDOC uses each cell for a specific facility, even if not currently identified.

## POST-ESTIMATE PRICE REPORT OVERVIEW

Pursuant to 20-3.007, F.A.C., all licensed reporting facilities are required to submit summaries of the quantities and average purchase prices for raw fruit delivered to any dealer during the reporting period, reported by type and pricing category (e.g., fixed final contract prices, intermediate pricing only, or with floor and a known rise, week of delivery) on forms to be provided by the Florida Department of Citrus (FDOC). Each facility is assigned a Facility Code to be used on the forms, allowing for confidentiality of individual facility data. The information shall be provided on a weekly basis by the licensed facility and reports shall be filed no later than 5:00 p.m. Wednesday of each week, with reports required regardless of volume to report.

The reporting period shall begin on the first week following the release by USDA of its initial Crop Estimate for the current processing season (generally released in October of each year) and data is reported only for fruit for which a contract has been executed after the release of the initial USDA Crop Estimate for the current fruit season. Data shall be reported for all qualifying contract boxes processed by a facility and for boxes paid for by that facility and delivered for processing to a second facility during the 'current reporting week.' For delivered boxes, the data shall be reported during the week the facility paid for the boxes, not necessarily the week the boxes were processed by another facility.

The Department of Citrus reports Post Estimate details in three pricing categories for early & mids, Valencia and Red/Pink and White grapefruit:

- (a) Category 1: Final prices known week of delivery;
- (b) Category 2: Intermediate prices week of delivery with a defined index for known rise and final payment is based accordingly; and
- (c) Category 3: Intermediate prices with final price not known week of delivery, only boxes are reported.

The varieties of raw citrus fruit to be reported:

1. Oranges: Hamlin, Parson Brown, Pineapple, Valencia and other sweet/round oranges. Reporting does not include Navels, Ambersweets, Tangelos, Temples, Mandarins, Tangerines and Murcotts.
2. Grapefruit designated as Red/Pink or White. Grapefruit eliminations shall be reported.

Reporting does not include:

- a) Processor to Processor transactions shall not be reported.
- b) Purchases of spot priced fruit for oranges and grapefruit shall not be reported.
- c) Eliminations for oranges shall not be reported.

The Department of Citrus shall compile and publish audited Post-Estimate Price Reports six times during the citrus season: upon the early/mid-season varieties harvest being 33% complete, 66% complete and 100% complete; and upon the late season varieties harvest being 33% complete, 66% complete and 100% complete. Calculations used in this report are on a weighted average basis.

## POST INITIAL USDA ESTIMATE DATA ENTRY FORM

### Specific Data Entry Instructions

The information shall be provided on a weekly basis by the licensed facility and reports shall be filed no later than 5:00 p.m. Wednesday of each week, with reports required regardless of volume to report.

**Line 1** – Enter the Week Ending date assigned by DEPARTMENT.

**Line 2** – Enter the confidential X-code assigned to your facility by the DEPARTMENT.

#### **ORANGES – EARLY & MIDS, Lines 5-8**

Report Early/Mids fruit paid for or processed under contracts executed after the release of the initial USDA Crop Estimate of the current fruit season and during the current reporting week. Report data only for the following varieties: Hamlin, Parson Brown, Pineapple, and other sweet round oranges. **Do not** report Navels, Ambersweets, Tangelos, Temples, Mandarins, Tangerines, or Murcotts.

Data is reported ONLY for fruit contracts executed after the release of the initial USDA Crop Estimate of the current fruit season. Report data for all qualifying contract boxes processed by your facility AND for boxes paid for by you and delivered for processing at another facility during the 'current reporting week'. Report data during the week the boxes were paid for.

#### **FRUIT PAID FOR/PROCESSED WITH FIXED, FINAL CONTRACT PRICES, Lines 5A & 5B**

Price fixed at time of contracting and therefore a known price during week of delivery; if total price is not known week of delivery the fruit is considered to be intermediate priced.

**Boxes** – Report Early/Mids total boxes.

**Line 5A** – Enter total fruit boxes paid for/processed during week of delivery with a known fixed final price at the time of contracting.

**Box Weighted Average Price Per Pounds Solids** - Report Early/Mids box weighted AVERAGE price for all contracts delivered during the week with fixed, final contract prices.

**Line 5B** – Enter the box weighted AVERAGE price per Pounds Solids for Early/Mids. This is determined by taking the total value of all executed contract Early/Mids boxes paid for/processed during week of delivery multiplied by the price per PS and divided by the total boxes delivered under a fixed, final price contract. Prices are to be reported as DELIVERED IN boxes.

#### **FRUIT PAID FOR/PROCESSED WITH FLOOR AND KNOWN RISE, WEEK OF DELIVERY, Lines 6A & 6B**

Report boxes included in fruit contracts priced with floor/rise language if final price is/will be known during the week of delivery. This does NOT include participation contracts.

**Boxes** – Report Early/Mids total boxes.

**Line 6A** – Enter total Early/Mids fruit boxes paid for/processed during week of delivery with floor and known rise language with a known fixed known price at the time of contracting.

**Box Weighted Average Price Per Pounds Solids** - Report **Gross Price** box weighted AVERAGE price for all contracts delivered during the week with known fixed, final contract prices.

**Line 6B** – Enter the gross box weighted AVERAGE price per Pounds Solids for Early/Mids. This is determined by taking the total value of executed contract Early/Mids boxes paid for/processed during week of delivery multiplied by the price per PS and divided by the total boxes delivered under a floor and known rise final price known week of delivery contract.

**FRUIT PAID FOR/PROCESSED WITH INTERMEDIATE PRICING ONLY, Line 7A**

Report Early/Mids BOXES ONLY for floor/rise/participation pricing where the total price is NOT/will NOT be 'final' during week of delivery and, is therefore considered to be intermediate priced fruit.

**Line 7A** – Enter the TOTAL boxes of Early/Mids fruit paid for/processed during week of delivery with intermediate pricing. This INCLUDES participation contracts.

**Line 8** – Calculation sum of Total Early/Mids Fruit Paid For/Processed.

**ORANGES – VALENCIAS, Lines 11-14**

Report Valencia fruit paid for or processed under contracts executed after the release of the initial USDA Crop Estimate of the current fruit season and during the current reporting week. Data is reported ONLY for Valencias. Report data for all qualifying contract boxes processed by your facility AND for boxes paid for by you and delivered for processing at another facility during the 'current reporting week.' Report data during the week the boxes were paid for.

**FRUIT PAID FOR/PROCESSED WITH FIXED, FINAL CONTRACT PRICES, Lines 11A & 11B**

Price fixed at time of executing the contract and therefore, a known price during week of delivery; if total price is not known week of delivery the Valencia fruit is not considered to be final priced.

**Line 11A** – Enter total Valencia fruit boxes paid for/processed during week of delivery with a known fixed final price at the time of executing the contract.

Data is reported ONLY for fruit contracts executed after the release of the initial USDA Crop Estimate of the current fruit season. Report data for all qualifying contract boxes processed by your facility AND for boxes paid for by you and delivered for processing at another facility during the 'current reporting week.' Report data during the week the boxes were paid for.

**Box Weighted Average Price per Pounds Solids**

Report all Valencia boxes weighted AVERAGE price per PS with fixed, final executed contract delivered in prices.

**Line 11B** – Enter the box weighted AVERAGE price per Pounds Solids. This is determined by taking the total value of all executed contract Valencia boxes paid for/processed during week of delivery multiplied by the price per PS and divided by the total boxes delivered under a fixed, final price. Prices are to be reported as DELIVERED IN boxes.

**FRUIT PAID/PROCESSED WITH FLOOR AND KNOWN RISE, WEEK OF DELIVERY, Lines 12A & 12B**

Report Valencia boxes included in executed fruit contracts priced with floor and known rise language if final price is/will be known during the week of delivery. This does NOT include participation contracts.

**Boxes** – Report Valencia total boxes.

**Line 12A** – Enter total Valencia fruit boxes paid for/processed during week of delivery with floor and known rise language with a known fixed final price at the time of contracting.

**Box Weighted Average Price Per Pounds Solids** - Report all Valencia boxes weighted AVERAGE price for all executed contracts delivered during the week with floor and known rise, week of delivery contract prices. Prices are to be reported on the Gross price.

**Line 12B** – Enter the gross box weighted AVERAGE price per Pounds Solids. This is determined by taking the total value of contract boxes multiplied by the price per PS and divided by the total boxes delivered under floor and known rise, final price known, week of delivery.

**FRUIT PAID FOR/PROCESSED WITH INTERMEDIATE PRICING ONLY, Line 13A**

Report the BOXES ONLY for floor/rise/participation pricing where the price is NOT/will NOT be 'final' during week of delivery.

**Line 13A** – Enter the TOTAL BOXES ONLY of Valencias with intermediate pricing received during week of delivery. This INCLUDES participation contracts.

**Line 14** – Calculation sum of Total Valencia Fruit Paid For/Processed.

**GRAPEFRUIT, Lines 18-29**

**FRUIT PAID FOR/PROCESSED DURING CURRENT REPORTING WEEK**

Fruit paid for or processed during the current reporting week. Data is reported separately for White Grapefruit and Red/Pink Grapefruit.

Data is reported ONLY for fruit contracts executed after the release of the initial USDA Crop Estimate of the current fruit season. Report data for all qualifying contract boxes processed by your facility AND for boxes paid for by you and delivered for processing at another facility during the 'current reporting week'. Report data during the week the boxes were paid for.

**WHITE GRAPEFRUIT, Lines 18-21**

**Fruit Paid For/Processed With Fixed, Final Contract Prices**

**Line 18** – Enter total white grapefruit boxes paid for/processed during week of delivery with a known fixed final price at the time of contracting.

**Fruit Paid/Processed With Floor and Known Rise, Week of Delivery**

**Line 19** – Enter total white grapefruit boxes paid for/processed during week of delivery with floor and known rise language with a known fixed final price at the time of contracting. Report boxes included in fruit contracts priced with floor and known rise language if final price is/will be known during the week of delivery. This does NOT include participation contracts.



**Fruit Paid For/Processed With Intermediate Pricing Only**

**Line 20** – Enter TOTAL white grapefruit boxes paid for/processed with intermediate pricing. Report the BOXES ONLY for floor/rise/participation pricing where the price is NOT/will NOT be 'final' during week of delivery.

**Line 21** – Calculation sum of Total White Grapefruit Paid For/Processed.

**RED/PINK GRAPEFRUIT, Lines 22-25**

**Fruit Paid For/Processed With Fixed, Final Contract Prices**

**Line 22** – Enter total red/pink grapefruit boxes paid for/processed during week of delivery with a fixed final price known at the time of contracting.

**Fruit Paid/Processed With Floor and Known Rise, Week of Delivery**

**Line 23** – Enter total red/pink grapefruit boxes paid for/processed during week of delivery with floor and known rise language with a fixed final price known at the time of executing the contract. Report boxes included in fruit contracts priced with floor and known rise language if final price is/will be known during the week of delivery. This does NOT include participation contracts.

**Fruit Paid For/Processed With Intermediate Pricing Only**

**Line 24** – Enter TOTAL boxes for red/pink grapefruit paid for/processed during week of delivery with intermediate pricing only. Report the BOXES ONLY for floor/rise/participation pricing where the price is NOT/will NOT be final during week of delivery.

**Line 25** – Calculation sum of Total Red/Pink Grapefruit Paid For/Processed.

**Totals – Lines 26-29**

**Line 26** – Calculation sum of Total Grapefruit, Final Priced category.

**Line 27** – Calculation sum of Total Grapefruit, Floor with Known Rise Priced category.

**Line 28** – Calculation sum of Total Grapefruit, Intermediate Priced category.

**Line 29** – Calculation sum of Total Grapefruit Paid For/Processed.

**MONTHLY BY-PRODUCTS REPORTING OVERVIEW**  
**FDOC FORM CIT/BP/4**  
**MONTHLY BY-PRODUCTS WORKSHEET**  
**OVERVIEW**

Pursuant to 20-3.008, F.A.C., licensed reporting facilities who operate registered citrus processing facilities and who engage in the manufacture of the citrus by-products listed below are required to report information to the Department of Citrus on a monthly basis, by the 10<sup>th</sup> of the following month, and submitted electronically to [stats@citrus.myflorida.com](mailto:stats@citrus.myflorida.com).

This form is to be provided regardless of information to report.

For the purpose of confidentiality facility codes are entered and accompanied by the month ending date or reporting period. Facilities may set their reporting day to align with their accounting processes provided the reporting day remains consistent throughout the current fruit season. Please do not change reporting period method once established.

The by-products reflected below are to be reported:

- a. Citrus Feed – Pulp and Pellets – to be reported on a ton basis and include bags and bulk production. Pellets made from dried pulp, meal, fines or a combination should be included.
- b. D-Limonene – to be reported on a pounds basis
- c. Molasses – to be reported on a ton basis and reported as 71° brix equivalent.

**Input areas** include:

1. Production for Period Ending.
2. Production to Date - Previous Report.
3. Production - Season to Date.
4. Carry Over.
5. Total Production and Carry Over.
6. Stock on Hand.
7. Movement for Period Ending.
8. Movement to Date - Previous Report.
9. Movement - Season to Date.

If you have any questions, contact the Department of Citrus @ 863-537-3999.

## Monthly By-Products Worksheet – Specific Data Entry Instructions

The information shall be provided on a monthly basis by the licensed facility and reports shall be filed no later than the 10<sup>th</sup> of each month, with reports required regardless of volume to report.

**Line 1** – Cell D – Enter the Month Ending or Period Ending date. If choosing to use a date other than Month Ending to align with facility's accounting processes, this method must be maintained throughout the season.

**Line 1** – Cell G – Enter the facility code assigned to your facility.

Provide the information requested under each category label and in the reporting method as shown in the Overview.

**Line 2** – Enter the total production for the Month Ending/Period Ending.

**Line 3** – Enter the total production to date from the previous Month Ending/Period Ending report.

**Line 4** – Calculation sum of production – season to date.

**Line 5** – Enter the total carry over from the previous season.

**Line 6** – Calculation sum of Total Production and Carry Over.

**Line 7** – Enter inventory of stock on hand.

**Line 8** – Enter the shipments/movement for Month Ending/Period Ending.

**Line 9** – Enter total shipments/movement to date from the previous Month Ending/Period Ending report.

**Line 10** – Calculation sum of total shipments/movement – season to date.

Questions regarding this form should be directed to the Florida Department of Citrus at 863-537-3999 or [stats@citrus.myflorida.com](mailto:stats@citrus.myflorida.com)

## **GLOSSARY**

**ADVERTISING ASSESSMENTS** – assessments imposed by the Florida Department of Citrus (FDOC).

**BRIX EQUIVALENT** – solids of juice converted on the basis of Brix value (sugar content) to solids of juice at another Brix value; tables for converting one Brix value and volume to another Brix value and volume are available from the FDOC.

**BULK** – all non-retail or non-institutional packaged forms of FCOJ/FCGJ/FCTJ/SSOJ/SSGJ/SSTJ, including pails, bins, totes, barrels, and tank farm stored products.

**BULK STORAGE** – storage, or storage capacities, of total quantities of processed citrus juice products in excess of fifty thousand (50,000) gallons stored in drums, bins, totes, barrels, or tank farms.

**BULK POUNDS SOLIDS EXPORTED** – any product exported out of the United States (including Canada).

**CHILLED JUICE** – both Not from Concentrate (NFC) juice (extracted from fruit) or reconstituted (Recon) juice (prepared by reconstitution of concentrated juice with water) are considered to be chilled juices.

**CONCENTRATE** – juices that have been processed through an evaporator to remove a substantial amount of water. Concentrated citrus juices are most commonly identified by the percentage of Pounds Solids remaining in the concentrated form (degrees Brix).

**CONTRACT PRICED FRUIT** – fruit purchased where a price is stated or is determinable on the basis of specified contract language and for which the price is available during the week of fruit processing (includes bulk contracts).

**CONTRACT, LONG TERM (MULTI-SEASON) PRICED FRUIT** – fruit purchased on a multi-season basis including:

- a. Fruit with prices established prior to current fruit season,
- b. Fruit for which a contract has been executed for current and future seasons, and
- c. For multi-year future season (Long Term Contract-basis).

Prices in these contracts need not be specified at time contract is written, but must be calculable at time of fruit delivery.

**CURRENT FRUIT SEASON** – October 1 through the end of fruit processing for that season.

**CURRENT REPORTING WEEK** – the seven (7) days prior to the "Week Ending" date.

**DANCY AND ROBINSON** – are not classified fruits and therefore should not be reported as Tangerines.

**DEGREES BRIX** – juice produced at a processing plant is most often referenced at a given Brix value (e.g., 42° Brix), or a given percent of sugar solids.

**DISAPPEARANCE** – in context refers to reduction of inventory by various activities; this data primarily tracks the usage of concentrates to produce other products and to track the associated reduction in concentrate inventory.

**DOMESTIC (FRUIT) PRODUCT** – products from domestic fruit sources other than Florida fruit (this may include U.S. state and U.S. protectorate sources). This category is meant to provide a distinction between U.S. sources and foreign sources (Caribbean Basin, South America, Central America, etc.).

**ELIMINATIONS** – are defined, for the purposes of the Post Estimate Report, as citrus fruit that has been graded out or eliminated from the fresh channel of trade by a packinghouse and delivered to a processor for the processed channel of trade.

**E-M-U [Export-Military-USDA] – Movement of Frozen Concentrates, Canned Products, and Chilled Juices**

**Movement** – delivery of inventory by Export, or by Military or USDA purchase contracts.

- a. **Export** – any product transported out of the country (including Canada)
- b. **Military** – contracts for sale to the United States Military Services
- c. **USDA** – contracts for sale to the United States Department of Agriculture

**FDOC WEEK ENDING DATE** – is set as Sunday – Saturday with each week ending at midnight on Saturday; however, facilities may set their week ending day to align with their accounting processes provided the week ending day remains consistent throughout the current fruit season and the reporting week begins on Sunday.

**FINAL PRICED FRUIT** – a price (either stated in contract language or to be determined based upon contract language) that is known or will be determined before or during the week of fruit processing. This may include contracts with floor and rise language, if the FINAL price or pricing basis for the rise is **known** during the week of delivery/processing.

**FL-BASED PRODUCT, NON-REPORTING FACILITY** – product already based in FL that is stored or supplied to a Non-Reporting (Florida-based) Facility. Non-Reporting Facility is any third party possessing product in Florida, not currently reporting data to FDOC. The FDOC rules attempt to capture data from most Florida parties or facilities handling citrus products, but there some facilities that are exempt, or otherwise not currently reporting to FDOC, and there may be the occasional receipt from such facilities.

**GOODS ON HAND** – inventory held and/or controlled, in Pounds Solids (PS), for all goods (packaged or bulk) at the close of the reporting week. It includes:

- a. All physical inventories of products held in the reporting facility's warehouses or held and controlled by you in non-reporting facilities outside storage within the State of Florida.

- b. Inventory held in your warehouses for both reporting and non-reporting entities (Co-packed or other stored product).
- c. Inventory covered by:
  - (i) firm contract;
  - (ii) bill and hold;
  - (iii) unshipped confirmed orders;
  - (iv) by bearer warehouse receipts held by you without regard the source of the product and without regard to whether the product is intended to be delivered in fulfillment of futures contracts;
  - (v) includes foreign imports even though under Customs bond and even though duty is unpaid; and
  - (vi) toll pack product.

It does NOT include product owned by you but held within another reporting facility's warehouse(s); that inventory is to be reported by the other reporting facility(s).

**INSPECTION FEES** – fees for test house inspections on incoming fruit by the Florida Department of Agriculture (or its agent).

**INSTITUTIONAL** – institutional units are typically consumed at the point of purchase or service (e.g., schools, hospitals, prisons) or food service (including restaurants, food-caterers, cafeterias, hotel chains, and airlines) and are usually 32 oz. or more.

**INTERMEDIATE PRICED FRUIT** – A price, either stated in contract language or to be determined based upon contract language,

- a. Before the final price is known, and
- b. For which the final price may be greater but not less than the Intermediate price, and
- c. For which only the intermediate price is available during the week of delivery/processing.

This category may also include contracts with floor and rise language, if the FINAL price or pricing basis for the rise is NOT known during the week of delivery/processing.

**MURCOTTS** – when not processed with round oranges into concentrate should be reported on same basis as tangerines.

**NET LOSS OR GAIN** – discrepancies where the previous weeks ending inventory, plus all receipts, and minus all usages, does not total the current weeks ending inventory.

All facilities should pay attention to significantly large or commonly occurring net loss/gain values being reported.

Consistently significant net loss/gain values should be reported to production/management for investigation of cause(s).

**NON-DOMESTIC (FRUIT) PRODUCT** – products produced from non-domestic fruit sources. This category is also meant to provide a distinction between U.S. sources and foreign sources (Caribbean Basin, South America, Central America, etc.). This category is also used to

capture non-domestic FCOJ held in the U.S. and transported into Florida, where the fruit source for the product is non-domestic fruit.

**NON-PRICED FRUIT WITHOUT A FINAL OR INTERMEDIATE PRICE KNOWN** – fruit processed for which the final price is not known during the week of delivery (floor/rise, participation, etc.)

**OTHER NON-PRICED FRUIT** – exclude the reporting of fruit as priced (spot, contract, or intermediate):

- a. If the fruit was delivered/sold by a corporation to itself, or
- b. If a subsidiary corporation delivered/sold its fruit to a parent corporation, or
- c. If an owner, major stockholder, officer or employee of a processing corporation delivered/sold their fruit to the processing corporation.
- d. If the fruit is being toll processed and the price is not known to the processing facility.

Fruit falling under any of the above four categories would be reported as non-priced fruit.

**POUNDS SOLIDS (PS)** – a basic and standardized measurement of the amount of dissolved citrus sugar (plus a few other chemical components like citric acid) found in juice (also referred to as "Percent sugar solids" or "degrees brix"). Fruit delivered to a processing plant is most often contracted for, and paid for, in terms of the Pounds Solids in a load of fruit.

**RETAIL** - goods packaged in various configurations (units per case, various sizes i.e., 48/6, referring to 48, 6 oz. units per case; typically, retail units are not consumed at the point of purchase.

**REPROCESSED** – any previously manufactured products being packed, packaged, or blended into the same or a different form.

Concentrates may be reprocessed by actions such as:

- a. Reconstitution into single strength form
- b. Packaging into retail, institutional, or bulk forms of concentrate.

Single strength juices may be reprocessed by activities such as:

- a. Packaging, blending SSJ for bulk shipment
- b. Evaporation to produce concentrated forms.

**SOLD (OR DELIVERED) TO A REPORTING FACILITY** – includes bulk products transferred between Reporting Facilities. This category is recorded separately to allow transfer of products without creating movement. The net reported inventory does not change with such an exchange of products.

This is also referred to as an Intercannery/Interfacility Transfer.

**SPOT PRICED FRUIT** – fruit delivered to the processor without a pre-determined price or contract, for immediate delivery and sold for the daily price.

**TANGERINES AND/OR MURCOTTS** – when processed with round oranges shall be reported on same basis as round oranges.

**TEMPLES AND TANGELOS** – reported as round oranges whether processed alone or together with round oranges.

**TOLL PACK TO NON-REPORTING FACILITY** – the act of processing fruit by a processing facility where ownership or title of such fruit never passes to the processor. The ownership of such fruit rests at all times during processing and packaging with the licensed citrus fruit dealer who has made delivery of fruit.

1. For reporting purposes, delivery of fruit is reported as "Toll Pack" on week of delivery, not week of processing.
2. Toll Pack amounts are reported as disappearance only during the Reporting Week that the product is delivered (when inventory is relieved).
3. If the product is delivered to another Reporting Facility, it is to be reported as an intercaninery/interfacility delivery.

**TOTAL GROSS SOLIDS** – includes all retail, institutional, and bulk product.

**TOTAL NET POUNDS SOLIDS OR NET POUNDS SOLIDS** - calculated as Total Gross PS produced minus Reprocessed PS; the resulting PS figure represents the PS of juice from fruit for the week.

**USED IN BEVERAGE BASE OR DILUTED DRINKS** – the use of concentrated products for the purpose of producing beverage base products, blended juice products, or other products composed of less than 100% juice.

**USED IN CANNED RECON** – use of concentrated inventory to produce re-constituted juices (where water is added to concentrate to reduce the Brix value of the product to levels defined as single strength juice) and to produce canned products.

**USED IN CHILLED JUICE** – in the context of concentrate disappearance, chilled juice refers to juice prepared by reconstitution of concentrated juice with water. This category of disappearance is used to account for PS reduction in concentrate inventory.

The PS must also be reported on Worksheet SSJ as part of the reprocessed product used in the total production of chilled juice (on the SSJ form, chilled juice includes both reconstituted and Not From Concentrate (NFC) juice production).

**YIELD, GALLON/BRX** – calculated as Total Net Solids [from fruit]/Total Boxes fruit for the named product (FCOJ/FCGJ/FCTJ/SSOJ/SSGJ); this value is calculated from the PS/Box yield.